

## Human MRP2 (ABCC2)

Catalog Number..... GM0001  
 Lot Number ..... 1012M  
 Storage Condition..... - 80°C  
 Protein Concentration ..... 5 mg/ml in TEMP solution\*. (Protein concentration was determined by BCA protein assay using BSA as standard protein.)  
 Total Volume ..... 500 µl (Total Protein : 2.5 mg)  
 Expiration date ..... 2013/Oct. 21<sup>st</sup>  
 Intended Use ..... For vesicular transport assay and ATPase assay

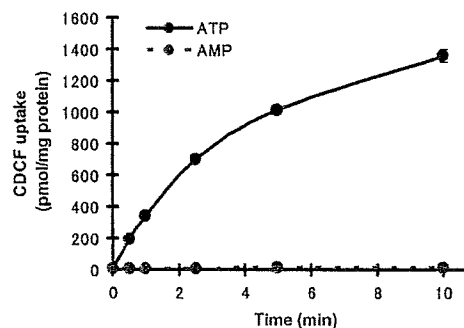
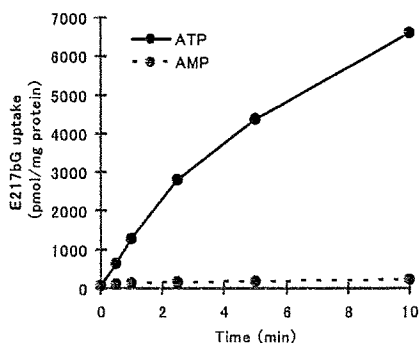
This product is prepared from purified plasma membranes isolated from an insect cell system (Sf9 cells infected with baculovirus) expressing Human MRP2.

**\* TEMP solution**

50 mM	Tris-HCl (pH 7.0)
50 mM	Mannitol
2 mM	EGTA
8 µg/ml	Aprotinin
10 µg/ml	Leupeptin
2 mM	DTT

• **Transport activity**

The following data show each time-dependent uptake for E<sub>2</sub>-17βG as RI-labeled substrate and CDCF as fluorescent substrate.



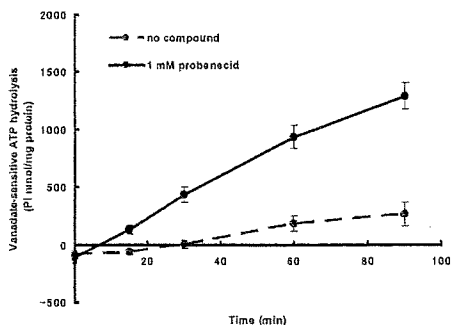
Reference substrate (concentration) : [<sup>3</sup>H] Estradiol-17-β-D-glucuronide (50 µM)

5-(and-6)-carboxy-2',7'-dichlorofluorescein (CDCF) (5 µM)

ATP-dependent E<sub>2</sub>17βG uptake : 847 pmol / mg protein / min

ATP-dependent CDCF uptake : 335 pmol / mg protein / min

• ATPase activity



Reference substrate : 1 mM Probenecid

- 1) Basal orthovanadate-sensitive ATPase activity : 3 nmol phosphate/mg protein/min
- 2) Total ATPase activity stimulated by reference substrate : 16 nmol phosphate/mg protein/min
- 2)-1) Substrate-stimulated orthovanadate- sensitive ATPase activity : 13 nmol phosphate/mg protein/min

• Note

- Thaw vesicles rapidly at 37°C. Place on ice until use.
- It is recommended for reliable and reproducible data to minimize freeze/thaw cycle by dividing aliquot to small portions.

THIS PRODUCT IS SUPPLIED FOR LABORATORY RESEARCH USE ONLY.



GenoMembrane, Inc. 75-1 Ono-cho, Tsurumi-ku, Yokohama, Kanagawa, 230-0046 Japan  
 TEL: +81-(0)45-508-2326, FAX: +81-(0)50-5548-3009,  
 URL: <http://www.genomembrane.com>, E-mail: [info@genomembrane.com](mailto:info@genomembrane.com)