

# Faster Cycle Sequencing Applications Using the Applied Biosystems 9800 Fast Thermal Cycler

In a research environment that is sensitive to time and efficiency, reducing time-to-results is essential for discovery. The Applied Biosystems 9800 Fast Thermal Cycler significantly increases the speed at which PCR or cycle sequencing reactions can be performed. Several cycle sequencing applications have been tested on the 9800 Fast Thermal Cycler. Researchers using existing Applied Biosystems reagent sequencing kits can achieve sequencing read lengths and accuracy on the 9800 instrument comparable to those of the GeneAmp® PCR System 9700. Cycle sequencing times can also be reduced to only 50 minutes.



Figure 1. Reduce time-to-results.

## Materials and Methods

Cycle sequencing testing on the 9800 Fast Thermal Cycler was performed with BigDye® Terminator v1.1 and v3.1 Cycle Sequencing Ready Reaction Kits, the dRhodamine Dye Terminator Cycle Sequencing Ready Reaction Kit, and the dGTP BigDye® Terminator v3.0 Cycle Sequencing Ready Reaction Kit. Several templates containing interesting, difficult-to-sequence motifs were used in the study. These motifs include GT repeats, G/C-rich, homopolymer T, homopolymer G, AGT-rich, secondary structure, TC repeats, and long GA stretches.

**Note:** Although using GeneAmp® Fast PCR Master Mix on the 9800 Fast Thermal Cycler can reduce amplification time by half, the resulting PCR products may not be optimal for applications that require stringent sequencing quality.

The reactions were formulated according to Tables 1–3 (next page) in MicroAmp® 96-Well Fast Thermal Cycling Plates, which were sealed with MicroAmp™ Clear Adhesive Film. Amplification and cycle sequencing were performed on

the GeneAmp® PCR System 9700 and the Applied Biosystems 9800 Fast Thermal Cycler. The cycling protocols used are listed in Table 4 (9800 Fast modes) and Table 5 (9700 and 9800 Standard modes). Samples were purified by ethanol precipitation following the recommended protocols in the BigDye® Terminator v1.1 and v3.1 Cycle Sequencing Ready Reaction Kits. The 200-proof ethanol was obtained from Sigma-Aldrich (E702-3).

All samples (with the exception of dRhodamine samples) were resuspended in Hi-Di™ Formamide and sequenced on the Applied Biosystems 3730xI DNA Analyzer using the 50 cm Applied Biosystems Capillary Array and POP-7™ Performance Optimized Polymer. Samples sequenced using the dRhodamine Dye Terminator Cycle Sequencing Ready Reaction Kit were resuspended in Hi-Di™ Formamide and sequenced on the Applied Biosystems 3100 DNA Analyzer using the 50 cm Applied Biosystems Capillary Array and POP-6™ Performance Optimized Polymer.

TABLE 1		
Sequencing reactions for MicroSeq® PCR products using BigDye® Terminator v3.1 and v1.1.		
Reagents	Volume	Final Quantity
Primer (-21 M13)	1.0 µL	3.2 pmoles
Template	0.5 µL	10 ng
BigDye® Ready Reaction Mix	8.0 µL	
DiH <sub>2</sub> O	10.5 µL	
Total Reaction	20.0 µL	

TABLE 2		
Sequencing reactions for BAC template with BigDye® v3.1.		
Reagents	Volume	Final Quantity
Primer	1.0 µL	3.2 pmoles
Template	5.0 µL	1,000 ng
BigDye® Ready Reaction Mix	8.0 µL	
DiH <sub>2</sub> O	6.0 µL	
Total Reaction	20.0 µL	


TABLE 3		
Sequencing reactions for difficult-to-sequence plasmids using BigDye® v3.1 and v1.1, dGTP BigDye® Terminator v3.0, and dRhodamine Dye Terminator.		
Reagents	Volume	Final Quantity
Primer (-21 M13)	1.0 µL	3.2 pmoles
Template	1.0 µL	200 ng
Ready Reaction Mix	4.0 µL	
DiH <sub>2</sub> O	4.0 µL	
Total Reaction	10.0 µL	

TABLE 4	
BigDye® Terminator v3.1 and v1.1, dGTP BigDye® v3.0 and dRhodamine	
96°C	1 minute
96°C	10 seconds
50°C	5 seconds
60°C	1 min, 15 sec
4°C	Hold
Run Time	50 minutes
} 25X	
BAC DNA Specific BigDye® Terminator v3.1	
96°C	2 minute
96°C	20 seconds
50°C	10 seconds
60°C	2 minutes
4°C	Hold
Run Time	2 hours
} 50X	
Fast mode protocols (cycle sequencing profiles for 9800 system in Fast mode).	

TABLE 5	
BigDye® Terminator v3.1 and v1.1	dGTP BigDye® Terminator v3.0
96°C	1 minute
96°C	10 seconds
50°C	5 seconds
60°C	4 minutes
4°C	Hold
Run Time	2 hours
} 25X	
dRhodamine Dye Terminator	BAC DNA Specific BigDye® Terminator v3.1
96°C	5 minute
96°C	30 seconds
50°C	10 seconds
60°C	4 minutes
4°C	Hold
Run Time	5 hours
} 50X	
Standard mode protocols (cycle sequencing profiles for the 9700 and 9800 systems in Standard mode).	

The MicroAmp™ Fast 96-Well Reaction Plate and other Fast accessories require special adapters for use with Applied Biosystems capillary electrophoresis instruments. Sequencing data was analyzed with Sequencing Analysis Software v5.2.

**Note:** Applied Biosystems 3730 and 3730xl DNA Analyzers require Data Collection Software v3.0 or higher with Fast 96-Well Reaction Plates that have been heat-sealed. Septa-sealed plates can be used with either Data Collection Software v2.0 or v3.0. A full list of Applied Biosystems materials used in this study can be found in Table 8.



**Figure 2.** Comparable sequencing results on Fast and Standard mode. PCR product from the MicroSeq® Bacterial Identification Kit and LRS Control (BigDye® Terminator v3.1 Sequencing Standards) samples were used.

\* KB™ Length of Read is defined as the usable high quality range of bases defined by the quality value metrics. The quality value of these samples was set at 20.

## Results

When used on the 9800 Fast Thermal Cycler, BigDye® Terminator v1.1 and v3.1 Cycle Sequencing Kits, the dGTP BigDye® Terminator v3.0 Cycle Sequencing Ready Reaction Kit, and the dRhodamine Dye Terminator Cycle Sequencing Ready Reaction Kit have been demonstrated to require less than half the time of the 9700 system. The KB™ Basecaller and Phred length-of-read (LOR) metrics (Figures 2, 4, 6, 8) indicate that the same Phred 20 LOR is achieved across multiple types of difficult-to-sequence motifs with the following instruments and cycling modes: the 9700 system in Standard mode, the 9800 system in Standard mode, and 9800 system in Fast mode.

Multiple experiments with several replicates confirmed the results for each sequencing template. The robustness of BigDye® Terminators v1.1 and v3.1 is retained on the 9800 Fast Thermal Cycler, which is demonstrated by the sample electropherograms (Figures 3, 5). The ability of dGTP chemistry kits to sequence through G-related difficult regions is uncompromised on the 9800 system.

Figure 7 shows an electropherogram of a long GT-repeat sequenced through with a dGTP BigDye® Terminator v3.0 Cycle Sequencing Ready Reaction Kit on the 9800 Fast Thermal Cycler. The dRhodamine Dye Terminator Cycle Sequencing Ready Reaction Kit, which is primarily used for sequencing cDNA or T-related difficult motifs, can also sequence through homopolymer T regions (Figure 9) without detectable enzyme slippage on the 9800 system.

### Cycle Sequencing of PCR Products Using BigDye® Terminator v3.1 and v1.1 Kits

The data shown in Figure 2 were generated using three 96-well plates. The PCR product template was obtained using the Applied Biosystems MicroSeq® Bacterial Identification Kit, a PCR-based microbial identification system producing ~500-bp DNA fragments amplified from microbial 16s gene sequences. The long-

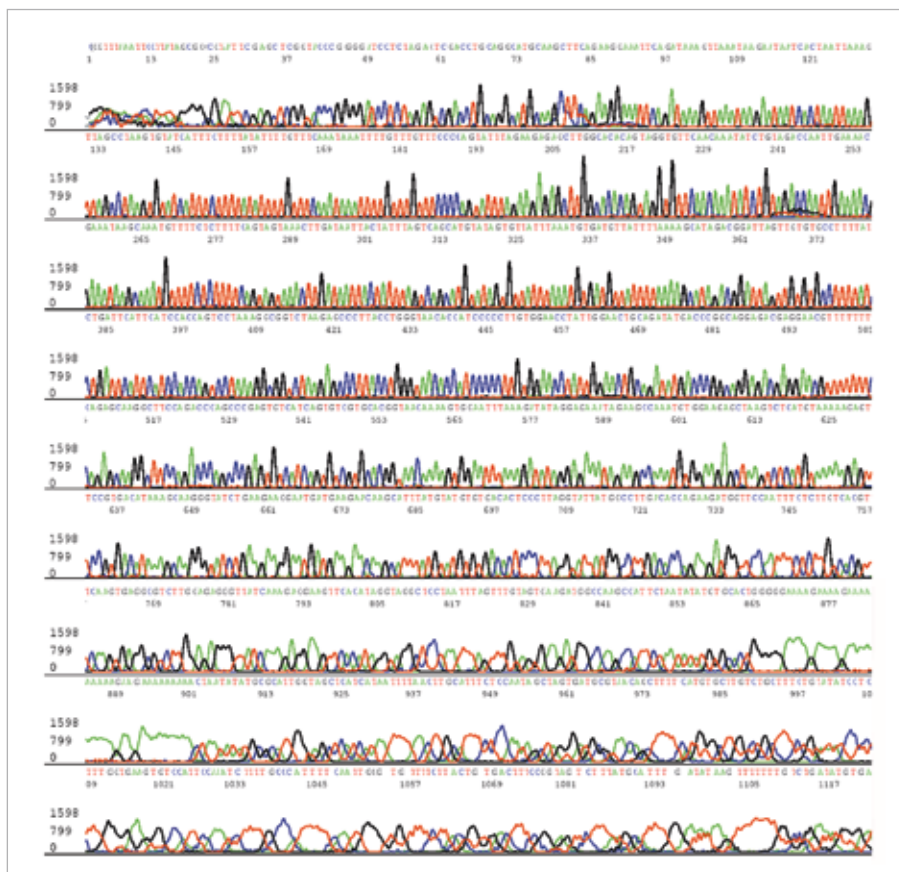


Figure 3. Sequencing of a BAC template on the 9800 Fast Thermal Cycler.

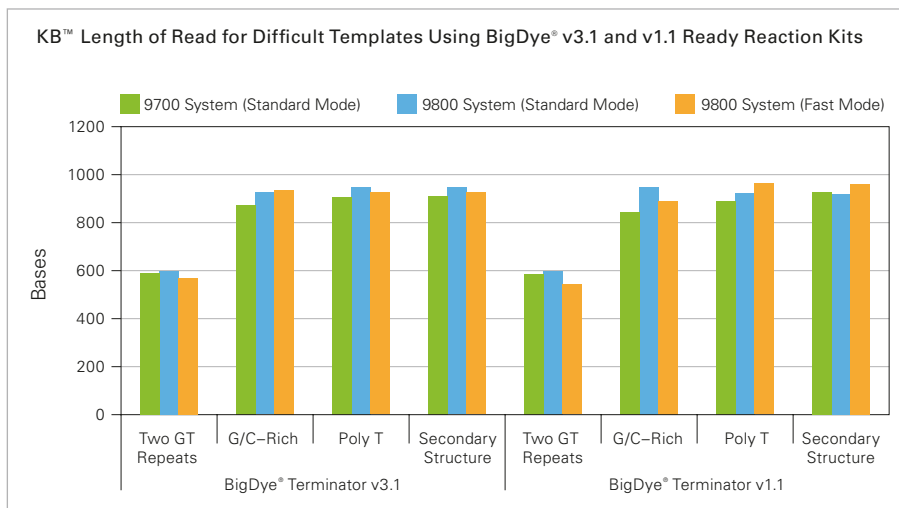


Figure 4. Comparable results achieved for Fast and Standards cycle sequencing when examining difficult-to-sequence plasmid templates.



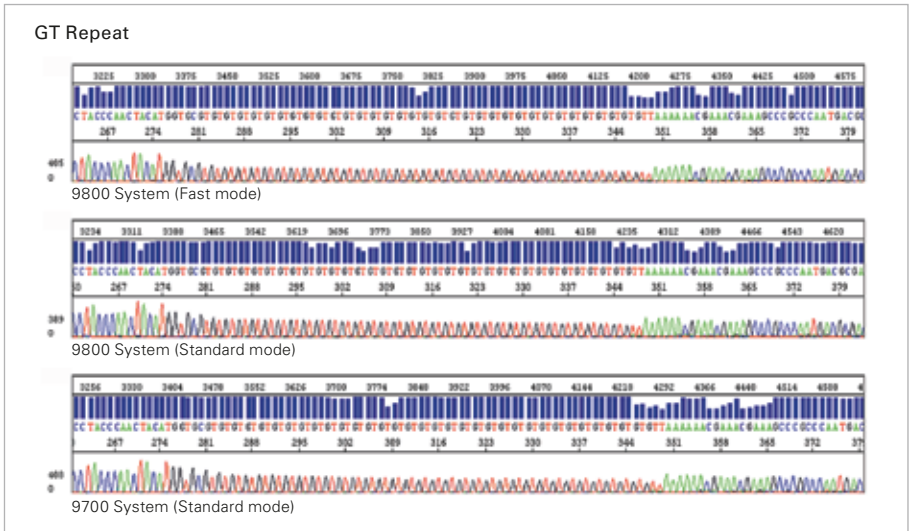


Figure 7. Electropherogram segments of a GT repeat sequence using dGTP BigDye® Terminator v3.0.

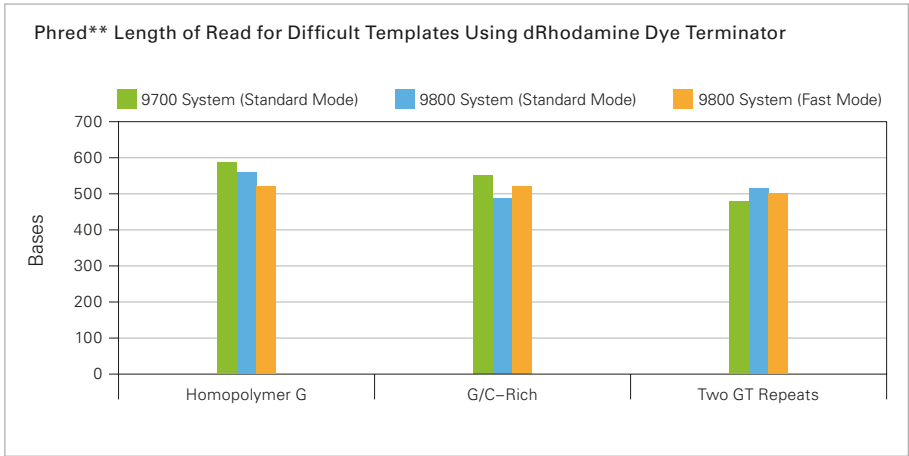


Figure 8. Comparable results achieved for Fast and Standard cycle sequencing when examining difficult-to-sequence plasmid templates using dRhodamine Dye Terminator.

\*\* Phred Length of Read = number of bases that a sliding 20-base window covers before the average Q score falls below Q=20 (base calling accuracy falls below 98.5%)

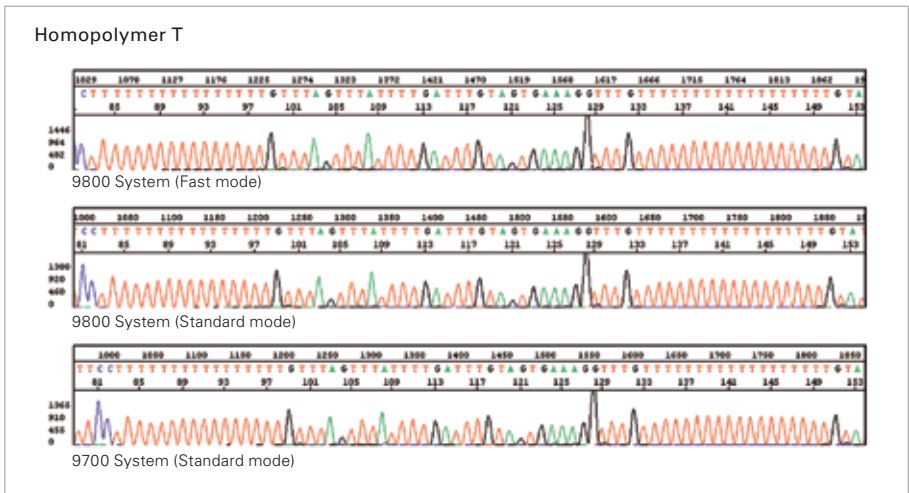


Figure 9. Electropherogram segments of a homopolymer T sequence using dRhodamine Dye Terminator.

**Conclusion**

In conclusion, faster cycle sequencing reactions can be generated with the Applied Biosystems 9800 Fast Thermal Cycler. The instrument delivers results from “real-world” templates that contain difficult-to-sequence regions such as GC-rich, homopolymer G, homopolymer T, and GT repeats. Results from the 9800 Fast Thermal Cycler are also comparable to standard-speed PCR and cycle sequencing results.

Because the 9800 Fast Thermal Cycler works seamlessly with BigDye® Terminator Kits, it is easily integrated into existing workflows and can significantly shorten the research process. Please contact Applied Biosystems Technical Support or your local sales representative for more information.

*Note: Use of the Fast 96-Well Reaction Plate on Applied Biosystems capillary electrophoresis instruments requires the use of special adapters. For 3730 and 3730xl instruments, Data Collection Software v3.0 is required when using Fast Reaction Plates that have been heat-sealed.*

*Septa-sealed plates may be used with either Data Collection Software v2.0 or v3.0. The use of reagents at concentrations other than those recommended by Applied Biosystems may yield different results. PCR products in the above-referenced experiments were generated at standard speeds.*

**ORDERING INFORMATION**

<b>Product Description</b>	<b>Quantity</b>	<b>Part Number</b>
<b>Thermal Cycling</b>		
GeneAmp® PCR System 9700		4314879
Applied Biosystems 9800 Fast Thermal Cycler		4352604
GeneAmp® Fast PCR Master Mix (2X) with Protocol	250 Reactions	4362070
AmpliTaQ Gold® PCR Master Mix	250 Units	4318739
BigDye® Terminator v1.1 Cycle Sequencing Kit	100 Reactions	4337450
BigDye® Terminator v3.1 Cycle Sequencing Kit	100 Reactions	4337455
dRhodamine Dye Terminator Cycle Sequencing Ready Reaction Kit	100 Reactions	403044
dGTP BigDye® Terminator v1.0 Cycle Sequencing Ready Reaction Kit	100 Reactions	4307175
<b>Sequencing</b>		
Applied Biosystems 3730xI DNA Analyzer		3730xI
POP-6™ Polymer for 3100/3100–Avant™ Genetic Analyzers	7 mL	4316357
POP-7™ Polymer for 3730/3730xI DNA Analyzers	1 x 28 mL	4363929
Applied Biosystems 3730xI DNA Analyzer Capillary Array, 50 cm	1 Array	4331246
<b>Plastics and Accessories</b>		
MicroAmp™ Fast 96-Well Reaction Plate	10 Plates	4346907
MicroAmp™ Clear Adhesive Film	100 Films	4306311
ABI PRISM® 310 Genetic Analyzer Fast Plate Adapter†	1 Adapter	4370141
ABI PRISM® 3100/Applied Biosystems 3130 Genetic Analyzers		
Autosampler Plate Adapter Kit*	1 Kit	4367468
96-Well Fast Plate (0.1 mL) Base	4-Pack	4367470
96-Well Fast (0.1 mL) Plate Retainer	4-Pack	4367471
Applied Biosystems 3730/3730xI DNA Analyzers		
96-Well Fast (0.1 mL) Plate Base (Septa)†	4-Pack	4367469
96-Well Fast (0.1 mL) Plate Retainer (Septa)†	4-Pack	4367472
96-Well Fast (0.1 mL) Plate Base (Film)†	4-Pack	4367473
96-Well Fast (0.1 mL) Plate Retainer (Film)†	4-Pack	4367474

\* Includes one plate base and one plate retainer, a box of plates, and a box of sealing Septa.

† Available late 2006

For Research Use Only. Not for use in diagnostic procedures.

NOTICE TO PURCHASER: PLEASE REFER TO THE APPLIED BIOSYSTEMS 9800 FAST PCR SYSTEM, BIGDYE TERMINATOR KITS, and GENEAMP FAST PCR MASTER MIX USER'S GUIDES FOR LIMITED LABEL LICENSE OR DISCLAIMER INFORMATION.

©2006 Applied Biosystems. All Rights Reserved. AB (Design), Applied Biosystems, ABI PRISM, BigDye and MicroSeq are registered trademarks and Applied, Avant, Hi-Di, KB, MicroAmp, POP-6, and POP-7 are trademarks of Applied Biosystems Corporation or its subsidiaries in the US and/or certain other countries. AmpliTaq Gold and GeneAmp are registered trademarks of Roche Molecular Systems, Inc. Information subject to change without notice.

Printed in the USA. 06/2006 Publication 104AP01-02

**Headquarters**

850 Lincoln Centre Drive | Foster City, CA 94404 USA  
Phone 650.638.5800 | Toll Free 800.345.5224  
[www.appliedbiosystems.com](http://www.appliedbiosystems.com)

**International Sales**

For our office locations please call the division headquarters or refer to our Web site at [www.appliedbiosystems.com/about/offices.cfm](http://www.appliedbiosystems.com/about/offices.cfm)