

PRODUCT INSERT

MONOCLONAL ANTIBODIES TO HUMAN IMMUNOGLOBULIN SUBCLASSES AND LIGHT CHAINS

UNCONJUGATED ANTIBODIES

Code	Specificity	Clone	Form	Isotype	Volume
MH1013	Human IgG-1 Fc	HP6069	Purified Ab.	Mouse IgG-1 K	0.5 ml
MH1015	Human IgG-1 Fc	HP6070	Purified Ab.	Mouse IgG-1 K	0.5 ml
MH1031	Human IgG-3 Hinge	HP6050	Purified Ab.	Mouse IgG-1 K	0.5 ml

Lot No.: See Label

Expiration: See Label

Concentration: See label

Antigen Specificity:

The monoclonal antibodies to the subclasses of human IgG have been selected from the group of antibodies included in the WHO/IUIS study, Jeffries et al *Immunology Letters*, 10 (1985) 223-252. Specificity for these antibodies has been determined by a number of immunoassays conducted in laboratories around the world.

Preparation:

Each monoclonal antibody was purified by various methods, and verified by ELISA.

Preservatives:

The final product contains phosphate-buffered saline, pH 7.5 and 0.1% NaN₃ as preservative.

Storage & Handling:

Unconjugated:

Store +2° to +8°C for short term (to 3 month) and -10°C or colder for long term. Aliquot and avoid repeated freezing and thawing. Mix thoroughly after thawing before use.








If the reagent is being diluted, it is recommended that only the quantity to be used within one week be diluted.

PRODUCT INSERT

**MONOCLONAL ANTIBODIES TO HUMAN IMMUNOGLOBULIN SUBCLASSES AND LIGHT
CHAINS**

UNCONJUGATED ANTIBODIES

Explanation of symbols

Symbol	Description	Symbol	Description
	Manufacturer		Catalog number
	Use by		Temperature limitation
	Consult instructions for use		Caution, consult accompanying documents
	Batch code		

L11336

MAN0008984 Rev 1.00 Effective Date: 29 JUL 2013

For Research Use Only. Not for use in diagnostic procedures.

Manufacturing site: 7335 Executive Way | Frederick, MD 21704 | Toll Free in USA 800.955.6288 www.lifetechnologies.com

Limited Product Warranty

Life Technologies Corporation and/or its affiliate(s) warrant their products as set forth in the Life Technologies' General Terms and Conditions of Sale found on Life Technologies' website at www.lifetechnologies.com/termsandconditions. If you have any questions, please contact Life Technologies at www.lifetechnologies.com/support.

DISCLAIMER

LIFE TECHNOLOGIES CORPORATION AND/OR ITS AFFILIATE(S) DISCLAIM ALL WARRANTIES WITH RESPECT TO THIS DOCUMENT, EXPRESSED OR IMPLIED, INCLUDING BUT NOT LIMITED TO THOSE OF MERCHANTABILITY, FITNESS FOR A PARTICULAR PURPOSE, OR NON-INFRINGEMENT. TO THE EXTENT ALLOWED BY LAW, IN NO EVENT SHALL LIFE TECHNOLOGIES AND/OR ITS AFFILIATE(S) BE LIABLE, WHETHER IN CONTRACT, TORT, WARRANTY, OR UNDER ANY STATUTE OR ON ANY OTHER BASIS FOR SPECIAL, INCIDENTAL, INDIRECT, PUNITIVE, MULTIPLE OR CONSEQUENTIAL DAMAGES IN CONNECTION WITH OR ARISING FROM THIS DOCUMENT, INCLUDING BUT NOT LIMITED TO THE USE THEREOF.

© 2013 Life Technologies Corporation. All rights reserved. The trademarks mentioned herein are the property of Life Technologies Corporation and/or its affiliate(s) or their respective owners. For support visit www.lifetechnologies.com/support or email techsupport@lifetech.com

The purchase of this product conveys to the purchaser the limited, non-transferable right to use the product only to perform internal research for the sole benefit of the purchaser. No right to resell this product or any of its components is conveyed expressly, by implication, or by estoppel. This product is for internal research purposes only and is not for use in commercial applications of any kind, including, without limitation, quality control and commercial services such as reporting the results of purchaser's activities for a fee or other form of consideration. For information on obtaining additional rights, please contact outlicensing@lifetech.com or Out Licensing, Life Technologies, 5791 Van Allen Way, Carlsbad, California 92008.