

CHO DG44 Cells (cGMP Banked) and Media Kit

CD DG44 Medium

Description

The CHO DG44 Cells (cGMP banked) and Media Kit is optimized for the growth of dihydrofolate reductase deficient (DHFR-) Chinese Hamster Ovary (CHO) cells in suspension culture. The kit provides:

CD DG44 Medium— A chemically defined, protein-free, hydrolysate-free medium specifically designed to enable optimal growth of CHO DG44 cells in suspension culture. CD DG44 Medium contains hypoxanthine & thymidine (HT) for support of DHFR deficient cells, and is formulated without L-glutamine for greater stability, without phenol red to minimize potential for estrogen-like effects, and without Pluronic[®] F-68. Media supplementation with L-glutamine and Pluronic[®] F-68 (provided individually) is required for optimal growth of CHO DG44 cells in a protein-free, chemically defined environment.

CHO DG44 cells (cGMP banked) — Parental CHO DG44 cells have been produced, banked and tested to meet cGMP quality standards. They are pre-adapted to CD DG44 Medium and selected for superior cell growth.

Product	Catalog no.	Amount	Storage	Shelf Life*
CHO DG44 Cells (cGMP Banked) and Media Kit	A11000-01	1 Kit		
Kit Contains: CD DG44 Medium	12610-010	1000 mL	2°C to 8°C; Protect from light	12 months
CHO DG44 cells (cGMP banked)	A10971-01	1 vial**	-200°C to -125°C, Liquid nitrogen	
Pluronic [®] F-68, 10% (100X)	24040-032	100 mL	15°C to 30°C; Protect from light	18 months
L-glutamine, 200 mM	25030-081	100 mL	-20°C to -5°C; Protect from light	24 months
	25030-024†	100 mL	-20°C to -5°C; Protect from light	24 months
CD DG44 Medium	12610-010	1000 mL	2°C to 8°C; Protect from light	12 months

* Shelf Life duration is determined from Date of Manufacture. ** 1 vial contains $\geq 1 \times 10^7$ cells/vial. † For European Customers Only.

Product Use

For Research Use Only. Not for use in diagnostic procedures.

Important Information

- The specified shaking speed (130–135 rpm) relates to a shaker-incubator with an orbital diameter (throw) of 25 mm. When using a shaker with a different orbital diameter, we recommended adjusting the shaking speed to match the relative centrifugal force (RCF) of 2.35–2.55.

$$[RCF = 1.118 \times 10^{-5} \times ORBITAL \ RADIUS \ (mm) \times SPEED^2 \ (rpm)].$$

- If cell clumping occurs, aseptically add 1 mL/L (1:1000) of Anti-Clumping Agent to medium. After thawing or any changes to the medium, subculture cells for a minimum of 3 passages before use in other applications.

Safety Information

Read the Safety Data Sheets (SDSs) and follow the handling instructions. Wear appropriate protective eyewear, clothing, and gloves.

Prepare Complete Medium

CD DG44 Medium requires aseptic supplementation with L-glutamine and Pluronic[®] F-68 prior to use.

- Add 40 mL/L of freshly thawed 200 mM L-glutamine (8 mM final concentration) to the medium before use.
- Add Pluronic[®] F-68, 18 mL/L, to the medium before use.
Important: Addition of this surfactant is required. Once supplemented, the Complete CD DG44 Medium is stable for 1 month when properly stored at 2°C to 8°C protected from light.

Culture Conditions

Media: Complete CHO DG44 Medium

Cell Line: CHO DG44 cells (cGMP Banked)

Culture Type: Suspension

Culture Vessels: Shake flask or spinner bottles.

Temperature Range: 36°C to 38°C

Incubator Atmosphere: Humidified atmosphere of 8% CO₂ in air. Ensure proper gas exchange and minimize exposure of cultures to light.

Recovery

- Rapidly thaw (<2 minutes) frozen vial of cells in a 37°C water bath.
- Transfer the entire contents of the cryovial ($\geq 1 \times 10^7$ cells) into a sterile 125-mL shake flask containing 29 mL of pre-warmed complete CD DG44 Medium. If thawed appropriately, viability should be $\geq 90\%$, and viable cell density should be $\geq 3 \times 10^5$ cells/mL.
- Incubate at 37°C in a humidified atmosphere of 8% CO₂ in air on an orbital shaker platform rotating at 130–135 rpm (see **Important Information**). Loosen flask caps or use vented caps to allow for gas exchange.
- Determine viable cell density and percent viability after 24–48 hours in culture using a Countess[®] Automated Cell Counter (alternative automated or manual procedures may be used).
- Subculture cells, 2–4 days post-thaw, when viable cell density reaches 1×10^6 cells/mL in mid-logarithmic phase of growth. Seed cultures at a density of 3×10^5 viable cells/mL. Subculture cells a minimum of 3 passages before use in other applications.

Note: Do not centrifuge CHO cells after thawing as they are extremely fragile upon recovery from cryopreservation.

Subculture DG44 CHO Cells in CD DG44 Medium

Passage cells every 2–3 days into fresh medium. Repeat steps 1–4 as required to maintain or expand cultures.

- Determine viable cell density and percent viability using a Countess[®] Automated Cell Counter (alternative automated or manual procedures may be used).
- Determine the volume of cell culture suspension and fresh complete CD DG44 Medium needed to seed each new shake flask by dilution. Seed the culture at a density of 3×10^5 viable

cells/mL if subculturing every 2 days, or 2×10^5 viable cells/mL, if subculturing every 3 days.

- Transfer the calculated volumes of pre-warmed complete CD DG44 Medium and cell suspension into a 125-mL shake flask. Ensure proper gas exchange.
- Incubate at 37°C in a humidified atmosphere of 8% CO₂ in air, on an orbital shaker platform rotating at 130–135 rpm (see **Important Information**).

Note: It is recommended to thaw a fresh low-passage vial of cells every 25 passages.

Cryopreservation

Prepare the desired quantity of cells by harvesting in mid-log phase of growth when viable cell density reaches $>1 \times 10^6$ cells/mL with viability $>90\%$.

- Determine the viable cell density using a Countess® Automated Cell Counter and calculate the required volume of cryopreservation medium to give a final viable cell density of $\geq 1 \times 10^7$ cells/mL.
- Prepare the required volume of cryopreservation medium (90% fresh complete CD DG44 Medium + 10% DMSO) and store at 4°C until use. **Important:** Prepare cryopreservation medium on the day of intended use.
- Harvest cells by centrifugation at $300 \times g$ for 5–10 minutes. Resuspend the pellet in the pre-determined volume of 4°C cryopreservation medium.
- Dispense aliquots of this suspension into cryovials according to the manufacturer's specifications.
- Achieve cryopreservation in an automated or manual controlled rate freezing apparatus following standard procedures (1°C decrease per minute).
- Transfer frozen cells to liquid nitrogen (vapor phase); storage at –200°C to –125°C is recommended.













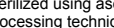
Note: Check viability of cryopreserved cells 24 hours after storage of vials in liquid nitrogen (see **Recovery**).

Related Products

Product	Catalog no.
L-Glutamine, 200mM (100X), liquid	25030
HT Supplement, (100X), liquid	11067
Anti-Clumping Agent	0010057
Pluronic® F-68, 10% (100X)	24040
CHO CD EfficientFeed™ Kit	A10241
CHO CD EfficientFeed™ A AGT™ Kit	A14420
CHO CD EfficientFeed™ B AGT™ Supplement	A12456
CD EfficientFeed™ C AGT™ Supplement	A13275
CHO-S® Cells (cGMP banked) and Media Kit	A11557-01
Freedom® DG44 Kit	A13737
Trypan Blue Stain	15250
Countess® Automated Cell Counter	C10227

Explanation of Symbols and Warnings

The symbols present on the product label are explained below:

				
Use By:	Manufacturer	Batch code	Keep away from light	Temperature Limitation
				
REF	Information	Caution	STERILE A	
				
Catalog number	Consult instructions for use	Caution, consult accompanying documents	Sterilized using aseptic processing techniques	

Limited Use Label License: Research Use Only

The purchase of this product conveys to the purchaser the limited, non-transferable right to use the purchased amount of the product only to perform internal research for the sole benefit of the purchaser. No right to resell this product or any of its components is conveyed expressly, by implication, or by estoppel. This product is for internal research purposes only and is not for use in commercial applications of any kind, including, without limitation, quality control and commercial services such as reporting the results of purchaser's activities for a fee or other form of consideration. For information on obtaining additional rights, please contact outlicensing@lifetech.com.

Limited Use Label License No. 335: Lifetech with CRO Rights

This product and its use is the subject of one or more issued and/or pending U.S. and foreign patent applications owned or controlled by Life Technologies Corporation. The purchase of this product conveys to the buyer (whether the buyer is an academic or for-profit entity) the right under the aforementioned patents and patent applications to use the purchased amount of the product and components of the product in research. The buyer cannot sell or otherwise transfer (a) this product (b) its components or (c) materials made using this product or its components to a third party or otherwise use this product or its components or materials made using this product or its components for Commercial Purposes except that buyer may transfer this product and its components to service providers for use by such service providers in research conducted for consideration solely for the benefit of the buyer, provided that each such service provider agree in writing (a) not to transfer this product, its components, or materials or information made using this product or its components to any third party, (b) to use this product, its components, and any materials or information made using this product or its components solely for research and solely for the benefit of the buyer, and (c) to return to buyer or destroy any and all remaining product, components, or materials made using this product or its components upon completion or termination of its services for buyer. The buyer may also transfer information or materials made through the use of this product to a scientific collaborator, provided that such transfer is not for any Commercial Purpose, and that such collaborator agrees in writing (a) not to transfer such materials to any third party, and (b) to use such transferred materials and/or information solely for research and not for Commercial Purposes. Commercial Purposes means any activity by a party for consideration and may include, but is not limited to: (1) use of the product or its components in manufacturing; (2) use of the product or its components to provide a service, information, or data; (3) use of the product or its components for therapeutic, diagnostic or prophylactic purposes; or (4) resale of the product or its components, whether or not such product or its components are resold for use in research. For products that are subject to multiple limited use label licenses, the terms of the most restrictive limited use label license shall control. Life Technologies Corporation will not assert a claim against the buyer of infringement of patents owned or controlled by Life Technologies Corporation which cover this product based upon the manufacture, use or sale of a therapeutic, clinical diagnostic, vaccine or prophylactic product developed in research by the buyer in which this product or its components was employed, provided that neither this product nor any of its components was used in the manufacture of such product. If the purchaser is not willing to accept the limitations of this limited use statement, Life Technologies is willing to accept return of the product with a full refund. For information on obtaining additional rights, please contact outlicensing@lifetech.com or Out Licensing, Life Technologies, 5791 Van Allen Way, Carlsbad, California 92008.

Limited Use Label License No. 336: Transformed Host Cell Disclaimer

This product is not provided with a license to U.S. Patent No. 6,331,415, or any patents or patent applications related thereto. Each purchaser of this product should consider whether additional rights are required for the purchaser's particular application under the above patents.

Limited Product Warranty

Life Technologies Corporation and/or its affiliate(s) warrant their products as set forth in the Life Technologies' General Terms and Conditions of Sale found on Life Technologies' website at www.lifetechnologies.com/termsandconditions. If you have any questions, please contact Life Technologies at www.lifetechnologies.com/support.

For additional technical information such as Safety Data Sheets (SDS), Certificates of Analysis, visit www.lifetechnologies.com/support
For further assistance, email techsupport@lifetech.com

© 2014 Life Technologies Corporation. All rights reserved. The trademarks mentioned herein are the property of Life Technologies Corporation and/or its affiliate(s) or their respective owners. Pluronic is a registered trademark of BASF Corporation.

DISCLAIMER - LIFE TECHNOLOGIES CORPORATION AND/OR ITS AFFILIATE(S) DISCLAIM ALL WARRANTIES WITH RESPECT TO THIS DOCUMENT, EXPRESSED OR IMPLIED, INCLUDING BUT NOT LIMITED TO THOSE OF MERCHANTABILITY, FITNESS FOR A PARTICULAR PURPOSE, OR NON-INFRINGEMENT. TO THE EXTENT ALLOWED BY LAW, IN NO EVENT SHALL LIFE TECHNOLOGIES AND/OR ITS AFFILIATE(S) BE LIABLE, WHETHER IN CONTRACT, TORT, WARRANTY, OR UNDER ANY STATUTE OR ON ANY OTHER BASIS FOR SPECIAL, INCIDENTAL, INDIRECT, PUNITIVE, MULTIPLE OR CONSEQUENTIAL DAMAGES IN CONNECTION WITH OR ARISING FROM THIS DOCUMENT, INCLUDING BUT NOT LIMITED TO THE USE THEREOF.