

# Anti-PRBM1 Recombinant Mouse Monoclonal Antibody

Store at 2°C to 8°C (short-term), or -20°C (long-term)

Catalog Number 730076

Pub. No. MAN0007266 Rev. 1.00

---

<b>Clonality:</b> Monoclonal	<b>Quantity:</b> 100 µg	<b>Volume:</b> 200 µL	<b>Concentration:</b> 0.5 mg/mL
<b>Host/Class:</b> Mouse IgG	<b>Reactivity:</b> Human PRBM1	<b>Predicted Reactivity:</b> Human	

---

## Product Description

PRBM1 (Polybromo 1 [isoform a]) is involved in transcriptional activation and repression of select genes through chromatin remodeling. It acts as a negative regulator of cell proliferation by binding to the positive regulatory domain I element of the beta-interferon promoter.

This antibody was developed against a fully folded protein domain, so it does not show good reactivity against denatured proteins, and may not work in western blot applications.

## Product Specifications

<b>Immunogen:</b>	Folded protein domain corresponding to amino acids 773–917 (bromodomain 6) of human PRBM1
<b>Alternate Names:</b>	BAF180, PB1
<b>Apparent MW:</b>	193 kDa
<b>Gene ID:</b>	55193
<b>Protein Accession No.:</b>	Q86U86
<b>Sequence Identity:</b>	Human
<b>Isotype:</b>	IgG <sub>1</sub>
<b>Lot:</b>	See product label

## Product Applications

Application	Species	Test Material	Concentration
Immunoprecipitation + Mass Spectrometry	Human	HEK293 cells	2 µg per IP

## Storage and handling

Store the antibody at 2°C to 8°C for up to 1 month, or -20°C for long storage. Avoid repeated freezing and thawing.

## Stability

When stored as instructed, expires one year from date of receipt unless otherwise indicated on product label.

## Storage Buffer

Phosphate buffered saline (PBS) with 0.09% sodium azide.



**CAUTION!** Sodium azide is extremely toxic and may react with lead and copper plumbing to form highly explosive metal azides. Properly dispose of solutions containing sodium azide. Read the Safety Data Sheet (SDS) and follow the handling instructions. Wear appropriate protective eyewear, clothing and gloves. SDSs are available at [www.lifetechnologies.com/support](http://www.lifetechnologies.com/support).

---

## Product Documentation

To obtain a Certificate of Analysis or Safety Data Sheet (SDS), visit <http://www.lifetechnologies.com/support>.








## Related Products

Product Name	Quantity	Catalog No.
iBlot <sup>®</sup> Dry Blotting System	1 unit	IB1001
WesternBreeze <sup>®</sup> Chromogenic Kit Anti-Rabbit	1 kit	WB7105
WesternBreeze <sup>®</sup> Chemiluminescent Kit, Anti-Rabbit	1 kit	WB7106
Goat anti-mouse (H+L), HRP conj.	1 mg	G21040
Goat anti-rabbit (H+L), HRP conj.	1 mg	G21234
Goat anti-mouse (H+L), AP conj.	1 mg	G21060
Goat anti-rabbit (H+L), AP conj.	1 mg	G21079
Streptavidin Agarose	5 mL	SA10004

## Limited product warranty

Life Technologies Corporation and/or its affiliate(s) warrant their products as set forth in the Life Technologies' General Terms and Conditions of Sale found on Life Technologies' website at [www.lifetechnologies.com/termsandconditions](http://www.lifetechnologies.com/termsandconditions). If you have any questions, please contact Life Technologies at [www.lifetechnologies.com/support](http://www.lifetechnologies.com/support).

## Explanation of Symbols

Symbol	Description	Symbol	Description	Symbol	Description
	Manufacturer		Catalog number		Batch code
	Use by		Temperature limitation		
	Consult instructions for use		Caution, consult accompanying documents		

DISCLAIMER: LIFE TECHNOLOGIES CORPORATION AND/OR ITS AFFILIATE(S) DISCLAIM ALL WARRANTIES WITH RESPECT TO THIS DOCUMENT, EXPRESSED OR IMPLIED, INCLUDING BUT NOT LIMITED TO THOSE OF MERCHANTABILITY, FITNESS FOR A PARTICULAR PURPOSE, OR NON-INFRINGEMENT. TO THE EXTENT ALLOWED BY LAW, IN NO EVENT SHALL LIFE TECHNOLOGIES AND/OR ITS AFFILIATE(S) BE LIABLE, WHETHER IN CONTRACT, TORT, WARRANTY, OR UNDER ANY STATUTE OR ON ANY OTHER BASIS FOR SPECIAL, INCIDENTAL, INDIRECT, PUNITIVE, MULTIPLE OR CONSEQUENTIAL DAMAGES IN CONNECTION WITH OR ARISING FROM THIS DOCUMENT, INCLUDING BUT NOT LIMITED TO THE USE THEREOF.

© 2012 Life Technologies Corporation. All rights reserved. The trademarks mentioned herein are the property of Life Technologies Corporation or their respective owners.

For support visit [lifetechnologies.com/support](http://lifetechnologies.com/support) or email [techsupport@lifetech.com](mailto:techsupport@lifetech.com)

lifetechnologies.com

28 September 2012

