

Anti-WDR5 Recombinant Mouse Monoclonal Antibody

Publication Part no. MAN0006779

Rev. 1.00

Catalog Number: 730033

Store at 2° to 8°C (short-term), or -20°C (long-term)

Clonality: Monoclonal
Concentration: 0.5 mg/mL
Quantity: 100 µg
Volume: 200 µL

Host/Class: Mouse IgG1
Reactivity: Human WDR5
Predicted Reactivity: Human

Product Description

WDR5 (WD repeat domain 5) is a component of the mammalian Trithorax (trxG) complex. It regulates embryonic stem cell self-renewal, and can interact with OCT4 by methylation of H3k4. It plays a critical role in induced pluripotent stem (iPS) cell formation and in somatic cell reprogramming.

This antibody was developed against a fully folded protein domain, so it does not show good reactivity against denatured proteins, and may not work in western blot applications.

Product Specifications

Immunogen: Folded protein domain corresponding to amino acids 1–334 of human WDR5
Alternate Names: BIG3
Apparent MW: ~36.6 kDa
Gene ID: 11091
Protein Accession No.: P61964
Sequence Identity: Human
Lot: See product label

Product Applications

Application	Species	Test Material	Concentration
Immunoprecipitation	Human	HEK293 cells	2 mg per IP

Storage and Handling

Store the antibody at 2 to 8°C for up to 1 month, -20°C for long storage. Avoid repeated freezing and thawing.

Stability

When stored as instructed, expires one year from date of receipt unless otherwise indicated on product label.

Storage Buffer

Phosphate buffered saline (PBS) with 0.09% sodium azide.

Caution: Sodium azide is an extremely toxic and dangerous compound particularly when combined with acids or metals. Properly dispose of solutions containing sodium azide.

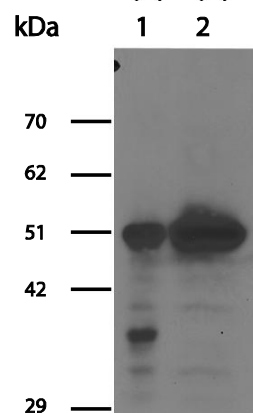


Figure 1 Immunoprecipitation analysis of Anti-WDR5 Recombinant Mouse Monoclonal Antibody (Cat. no. 730033). Immunoprecipitation analysis was performed on HEK293 cells overexpressing flag tagged WDR5 protein. Western blot using anti-flag antibody was performed on the raw lysate (lane 1), and samples immunoprecipitated with Anti-WDR5 Recombinant Mouse Monoclonal Antibody (lane 2).

For research use only. Not for human or animal therapeutic or diagnostic use.

Manufacturing Site • 7335 Executive Way • Frederick • MD 21704 • E-mail: techsupport@lifetech.com














Product Documentation

To obtain a Certificate of Analysis or Safety Data Sheets (SDSs), visit www.lifetechnologies.com/support.

Related Products

Product Name	Quantity	Catalog no.
iBlot® Dry Blotting System	1 unit	IB1001
WesternBreeze® Chromogenic Kit Anti-Rabbit	1 kit	WB7105
WesternBreeze® Chemiluminescent Kit, Anti-Rabbit	1 kit	WB7106
Goat anti-mouse (H+L), HRP conj.	1 mg	G21040
Goat anti-rabbit (H+L), HRP conj.	1 mg	G21234
Goat anti-mouse (H+L), AP conj.	1 mg	G21060
Goat anti-rabbit (H+L), AP conj.	1 mg	G21079
Nitrocellulose, 0.2 µm	20/pack	LC2000

Explanation of symbols

Symbol	Description	Symbol	Description
	Catalogue Number		Batch code
	Research Use Only		<i>In vitro</i> diagnostic medical device
	Use by		Temperature limitation
	Manufacturer		European Community authorised representative
	Without, does not contain		With, contains
	Protect from light		Consult accompanying documents
	Directs the user to consult instructions for use (IFU), accompanying the product.		

Limited Product Warranty

Life Technologies Corporation and/or its affiliate(s) warrant their products as set forth in the Life Technologies' General Terms and Conditions of Sale found on Life Technologies' website at www.lifetechnologies.com/termsandconditions. If you have any questions, please contact Life Technologies at www.lifetechnologies.com/support.

Limited Use Label License: Research Use Only

The purchase of this product conveys to the purchaser the limited, non-transferable right to use the purchased amount of the product only to perform internal research for the sole benefit of the purchaser. No right to resell this product or any of its components is conveyed expressly, by implication, or by estoppel. This product is for internal research purposes only and is not for use in commercial applications of any kind, including, without limitation, quality control and commercial services such as reporting the results of purchaser's activities for a fee or other form of consideration. For information on obtaining additional rights, please contact outlicensing@lifetech.com or Out Licensing, Life Technologies, 5791 Van Allen Way, Carlsbad, California 92008.

LIFE TECHNOLOGIES AND/OR ITS AFFILIATE(S) DISCLAIM ALL WARRANTIES WITH RESPECT TO THIS DOCUMENT, EXPRESSED OR IMPLIED, INCLUDING BUT NOT LIMITED TO THOSE OF MERCHANTABILITY, FITNESS FOR A PARTICULAR PURPOSE, OR NON-INFRINGEMENT. TO THE EXTENT ALLOWED BY LAW, IN NO EVENT SHALL LIFE TECHNOLOGIES AND/OR ITS AFFILIATE(S) BE LIABLE, WHETHER IN CONTRACT, TORT, WARRANTY, OR UNDER ANY STATUTE OR ON ANY OTHER BASIS FOR SPECIAL, INCIDENTAL, INDIRECT, PUNITIVE, MULTIPLE OR CONSEQUENTIAL DAMAGES IN CONNECTION WITH OR ARISING FROM THIS DOCUMENT, INCLUDING BUT NOT LIMITED TO THE USE THEREOF.

©2012 Life Technologies Corporation. All rights reserved. The trademarks mentioned herein are the property of Life Technologies Corporation or their respective owners.

For support visit www.lifetechnologies.com/support or email techsupport@lifetech.com

www.lifetechnologies.com

15 May 2012

