

Anti-TOPK Recombinant Mouse Monoclonal Antibody

Publication Number: MAN0006665

Rev. 2.00

Catalog Number: 730013

Store at 2°C to 8°C (short-term), or -20°C (long-term)

Clonality:	Monoclonal	Host/Class:	Mouse IgG1
Concentration:	0.5 mg/mL	Reactivity:	Human TOPK
Quantity:	100 µg	Predicted Reactivity:	Human
Volume:	200 µL		

Product Description

Lymphokine-activated killer T-cell-originated protein kinase (TOPK) is a serine/threonine kinase that becomes phosphorylated, and active during mitosis. Targets of TOPK include the MAP kinase p38, and TP53. TOPK may play a role in the activation of lymphoid cells and spermatogenesis.

This antibody was developed against a fully folded protein domain, so it does not show good reactivity against denatured proteins, and may not work in western blot applications.

Product Specifications

Immunogen:	Folded protein domain corresponding to amino acids 1451–1580 (bromodomain) of human TOPK
Alternate Names:	PBK
Predicted MW:	36.1 kDa
Gene ID:	55872
Protein Accession No.:	Q96KB5
Sequence Identity:	Human
Lot:	See product label

Product Applications

Application	Species	Test Material	Concentration
Immunoprecipitation + Mass Spectrometry	Human	HEK293	2 µg per IP

Storage and Handling

Store the antibody at 2°C to 8°C for up to 1 month, -20°C for long storage. Avoid repeated freezing and thawing.

Stability

When stored as instructed, expires one year from date of receipt unless otherwise indicated on product label.

Storage Buffer

Phosphate buffered saline (PBS) with 0.09% sodium azide.

Caution: Sodium azide is an extremely toxic and dangerous compound particularly when combined with acids or metals. Properly dispose of solutions containing sodium azide.

For research use only. Not for use in diagnostic procedures.

Manufacturing Site • 7335 Executive Way • Frederick • MD 21704 • E-mail: techsupport@lifetech.com

Product Documentation

To obtain a Certificate of Analysis or Safety Data Sheets (SDSs), visit www.lifetechnologies.com/support.








Related Products

Product Name	Quantity	Catalog No.
iBlot® Dry Blotting System	1 unit	IB1001
WesternBreeze® Chromogenic Kit Anti-Rabbit	1 kit	WB7105
WesternBreeze® Chemiluminescent Kit, Anti-Rabbit	1 kit	WB7106

Limited Product Warranty

Life Technologies Corporation and/or its affiliate(s) warrant their products as set forth in the Life Technologies' General Terms and Conditions of Sale found on Life Technologies' website at www.lifetechnologies.com/termsandconditions. If you have any questions, please contact Life Technologies at www.lifetechnologies.com/support.

Explanation of symbols

Symbol	Description	Symbol	Description	Symbol	Description
	Manufacturer		Catalog number		Batch code
	Use by		Temperature limitation		
	Consult instructions for use		Caution, consult accompanying documents		

DISCLAIMER: LIFE TECHNOLOGIES AND/OR ITS AFFILIATE(S) DISCLAIM ALL WARRANTIES WITH RESPECT TO THIS DOCUMENT, EXPRESSED OR IMPLIED, INCLUDING BUT NOT LIMITED TO THOSE OF MERCHANTABILITY, FITNESS FOR A PARTICULAR PURPOSE, OR NON-INFRINGEMENT. TO THE EXTENT ALLOWED BY LAW, IN NO EVENT SHALL LIFE TECHNOLOGIES AND/OR ITS AFFILIATE(S) BE LIABLE, WHETHER IN CONTRACT, TORT, WARRANTY, OR UNDER ANY STATUTE OR ON ANY OTHER BASIS FOR SPECIAL, INCIDENTAL, INDIRECT, PUNITIVE, MULTIPLE OR CONSEQUENTIAL DAMAGES IN CONNECTION WITH OR ARISING FROM THIS DOCUMENT, INCLUDING BUT NOT LIMITED TO THE USE THEREOF.

©2012 Life Technologies Corporation. All rights reserved. The trademarks mentioned herein are the property of Life Technologies Corporation or their respective owners.

For support visit www.lifetechnologies.com/support or email techsupport@lifetech.com

www.lifetechnologies.com

7 September 2012

