

Anti-BRD4 Recombinant Mouse Monoclonal Antibody

Publication Number: MAN0006661

Rev. 2.00

Catalog Number: 730007

Store at 2°C to 8°C (short-term), or -20°C (long-term)

Clonality: Monoclonal
Concentration: 0.5 mg/mL
Quantity: 100 µg
Volume: 200 µL

Host/Class: Mouse IgG1
Reactivity: Human BRD4
Predicted Reactivity: Human

Product Description

Bromodomain-containing protein 4 (BRD4) is a global transcriptional coactivator which contains two bromodomains, and a conserved sequence motif which may be involved in chromatin targeting. BRD4 associates with chromosomes during mitosis, and is involved in marking genes for expression in the subsequent generation of cells. Two isoforms of BRD4 correspond to a full length long isoform, and an alternatively spliced short isoform.

This antibody was developed against a fully folded protein domain, so it does not show good reactivity against denatured proteins, and may not work in western blot applications.

Product Specifications

Immunogen: Folded protein domain corresponding to amino acids 333–460 (bromodomain) of human BRD4

Alternate Names: HUNK1, MCAP

Predicted MW: 152.2 kDa

Gene ID: 23476

Protein Accession No.: O60885

Sequence Identity: Human

Lot: See product label

Product Applications

Application	Species	Test Material	Concentration
Immunoprecipitation	Human	HEK293	2 µg per IP
Immunoprecipitation + Mass Spectrometry	Human	HEK293	2 µg per IP

Storage and Handling

Store the antibody at 2°C to 8°C for up to 1 month, -20°C for long storage. Avoid repeated freezing and thawing.

Stability

When stored as instructed, expires one year from date of receipt unless otherwise indicated on product label.

Storage Buffer

Phosphate buffered saline (PBS) with 0.09% sodium azide.

Caution: Sodium azide is an extremely toxic and dangerous compound particularly when combined with acids or metals.

Properly dispose of solutions containing sodium azide.

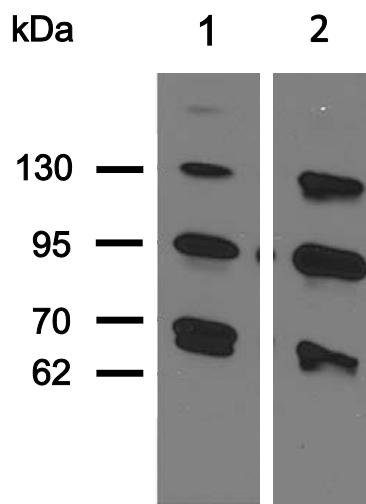


Figure 1 Immunoprecipitation analysis using Anti-BRD4 Recombinant Mouse Monoclonal Antibody (Cat. no. 730007) followed by western blot detection. Immunoprecipitation was performed on HEK293 cells overexpressing flag-tagged BRD4 protein. Western blot using an anti-flag antibody was performed on the raw lysate (lane 1) and immunoprecipitated protein (lane 2) to evaluate the results of immunoprecipitation. Because detection utilizes an anti-flag antibody, the presence of multiple bands suggests multiple forms of flag-tagged BRD4 protein rather than cross-reactivity of the Anti-BRD4 Recombinant Mouse Monoclonal Antibody.

For research use only. Not for use in diagnostic procedures.

Manufacturing Site • 7335 Executive Way • Frederick • MD 21704 • E-mail: techsupport@lifetech.com

Product Documentation

To obtain a Certificate of Analysis or Safety Data Sheets (SDSs), visit www.lifetechnologies.com/support.








Related Products

Product Name	Quantity	Catalog No.
iBlot® Dry Blotting System	1 unit	IB1001
WesternBreeze® Chromogenic Kit Anti-Rabbit	1 kit	WB7105
WesternBreeze® Chemiluminescent Kit, Anti-Rabbit	1 kit	WB7106

Limited Product Warranty

Life Technologies Corporation and/or its affiliate(s) warrant their products as set forth in the Life Technologies' General Terms and Conditions of Sale found on Life Technologies' website at www.lifetechnologies.com/termsandconditions. If you have any questions, please contact Life Technologies at www.lifetechnologies.com/support.

Explanation of symbols

Symbol	Description	Symbol	Description	Symbol	Description
	Manufacturer		Catalog number		Batch code
	Use by		Temperature limitation		
	Consult instructions for use		Caution, consult accompanying documents		

DISCLAIMER: LIFE TECHNOLOGIES AND/OR ITS AFFILIATE(S) DISCLAIM ALL WARRANTIES WITH RESPECT TO THIS DOCUMENT, EXPRESSED OR IMPLIED, INCLUDING BUT NOT LIMITED TO THOSE OF MERCHANTABILITY, FITNESS FOR A PARTICULAR PURPOSE, OR NON-INFRINGEMENT. TO THE EXTENT ALLOWED BY LAW, IN NO EVENT SHALL LIFE TECHNOLOGIES AND/OR ITS AFFILIATE(S) BE LIABLE, WHETHER IN CONTRACT, TORT, WARRANTY, OR UNDER ANY STATUTE OR ON ANY OTHER BASIS FOR SPECIAL, INCIDENTAL, INDIRECT, PUNITIVE, MULTIPLE OR CONSEQUENTIAL DAMAGES IN CONNECTION WITH OR ARISING FROM THIS DOCUMENT, INCLUDING BUT NOT LIMITED TO THE USE THEREOF.

©2012 Life Technologies Corporation. All rights reserved. The trademarks mentioned herein are the property of Life Technologies Corporation or their respective owners.

For support visit www.lifetechnologies.com/support or email techsupport@lifetech.com

www.lifetechnologies.com

7 September 2012

