

# ABfinity™ Red Fluorescent Protein Recombinant Rabbit Oligoclonal Antibody

Store at 2°C to 8°C (short-term), or -20°C (long-term)

Catalog Number 710530

Pub. No. MAN0008343 Rev. 1.00

<b>Clonality:</b> Oligoclonal	<b>Quantity:</b> 100 µg	<b>Volume:</b> 200 µL	<b>Concentration:</b> 0.5 mg/mL
<b>Host/Class:</b> Rabbit IgG	<b>Predicted Reactivity:</b> Human Red Fluorescent Protein		

## Product description

Red Fluorescent Protein (RFP) is isolated from sea anemone (*Discosoma sp.*), and commonly used as a molecular tag to study protein localization, reporter gene expression, and protein-protein interactions. Although it exists as a homotetramer, monomeric variants have been constructed for use in various applications.

## Product specifications

<b>Immunogen:</b>	Peptide corresponding to amino acids 32–45 of human Red Fluorescent Protein
<b>Apparent MW:</b>	~25 kDa
<b>Protein Accession No.:</b>	Q9U6Y8
<b>Clone:</b>	5HCLC
<b>Isotype:</b>	IgG
<b>Lot:</b>	See product label

## Product applications

Application	Species	Test Material	Concentration
Immunocytochemistry	Human	HEK293 cells	1–2 µg/mL
ELISA	Human	Peptide	1.5 × 10 <sup>-4</sup> to 3 µg/mL
Flow cytometry	Human	HEK293 cells	1 µg/mL for 1 × 10 <sup>6</sup> cells

## Storage and handling

Store the antibody at 2°C to 8°C for up to 1 month, or -20°C for long storage. Avoid repeated freezing and thawing.

## Stability

When stored as instructed, expires one year from date of receipt unless otherwise indicated on product label.

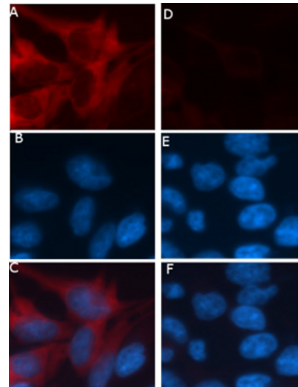


Figure 1 Immunocytochemistry analysis of ABfinity™ Red Fluorescent Protein Recombinant Rabbit Oligoclonal Antibody [Cat. no. 710530].

(Left column, images a thru c) a: HEK293 cells transfected by Tubulin-RFP. b: DAPI stained transfected cells. c: Merged images of a and b. (Right column, images d thru f) CellLight® Tubulin-RFP transfected HEK293 cells quenched by ABfinity™ Red Fluorescent Protein Recombinant Rabbit Oligoclonal Antibody. d: Transduced HEK293 cells quenched by ABfinity™ Red Fluorescent Protein Recombinant Rabbit Oligoclonal Antibody. e: DAPI stained quenched cells. f: Merged images of d and e. HEK293 cells were transfected by CellLight® Tubulin-RFP [Cat. no. C10614].

## Storage buffer

Phosphate buffered saline (PBS) with 0.09% sodium azide.



**CAUTION!** Sodium azide is extremely toxic and may react with lead and copper plumbing to form highly explosive metal azides. Properly dispose of solutions containing sodium azide. Read the Safety Data Sheet (SDS) and follow the handling instructions. Wear appropriate protective eyewear, clothing and gloves. SDSs are available at [www.lifetechnologies.com/support](http://www.lifetechnologies.com/support).

## Product documentation

To obtain a Certificate of Analysis or Safety Data Sheet (SDS), visit <http://www.lifetechnologies.com/support>.

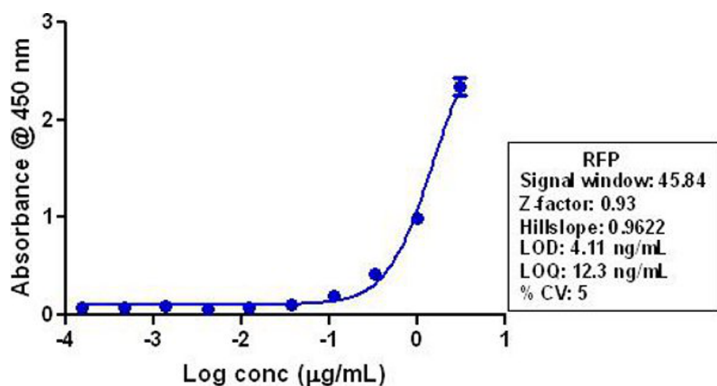


Figure 2 Indirect ELISA of ABfinity™ Red Fluorescent Protein Recombinant Rabbit Oligoclonal Antibody (Cat. no. 710530).

Indirect ELISA was performed to detect various dilutions of ABfinity™ Red Fluorescent Protein Recombinant Rabbit Oligoclonal Antibody, followed by Goat Anti- Rabbit HRP (Cat. no. G21234), to detect RFP peptide coated onto the plate. A non-linear regression analysis was performed (4 PL), LOD, and LOQ for the antibody was determined.

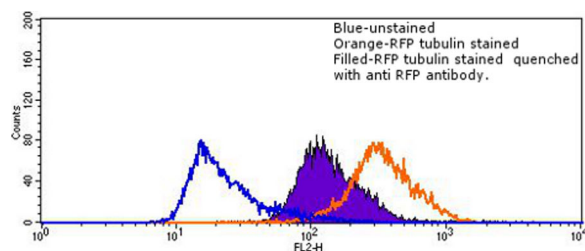


Figure 3 Flow cytometry analysis of ABfinity Red Fluorescent Protein Recombinant Rabbit Oligoclonal Antibody (Cat. no. 710530).

Fixed and permeabilized HEK293 cells were transfected by CellLight® Tubulin-RFP (Cat. no. C10614, right peak - orange), and quenched by ABfinity™ Red Fluorescent Protein Recombinant Rabbit Oligoclonal Antibody, (middle peak - filled). Non transfected cells (left peak - blue).

### Limited product warranty

Life Technologies Corporation and/or its affiliate(s) warrant their products as set forth in the Life Technologies' General Terms and Conditions of Sale found on Life Technologies' website at [www.lifetechnologies.com/termsandconditions](http://www.lifetechnologies.com/termsandconditions). If you have any questions, please contact Life Technologies at [www.lifetechnologies.com/support](http://www.lifetechnologies.com/support).

### Explanation of symbols

Symbol	Description	Symbol	Description	Symbol	Description
	Manufacturer		Catalog number		Batch code
	Use by		Temperature limitation		
	Consult instructions for use		Caution, consult accompanying documents		

Disclaimer: **DISCLAIMER:** LIFE TECHNOLOGIES CORPORATION AND/OR ITS AFFILIATE(S) DISCLAIM ALL WARRANTIES WITH RESPECT TO THIS DOCUMENT, EXPRESSED OR IMPLIED, INCLUDING BUT NOT LIMITED TO THOSE OF MERCHANTABILITY, FITNESS FOR A PARTICULAR PURPOSE, OR NON-INFRINGEMENT. TO THE EXTENT ALLOWED BY LAW, IN NO EVENT SHALL LIFE TECHNOLOGIES AND/OR ITS AFFILIATE(S) BE LIABLE, WHETHER IN CONTRACT, TORT, WARRANTY, OR UNDER ANY STATUTE OR ON ANY OTHER BASIS FOR SPECIAL, INCIDENTAL, INDIRECT, PUNITIVE, MULTIPLE OR CONSEQUENTIAL DAMAGES IN CONNECTION WITH OR ARISING FROM THIS DOCUMENT, INCLUDING BUT NOT LIMITED TO THE USE THEREOF.

NOTICE TO PURCHASER: Limited Use Label License No. 327: Recombinant Antibody Technology: The purchase of this product conveys to the buyer the non-transferable right to use the purchased amount of the product and components of the product in research and manufacturing conducted by the buyer (whether the buyer is an academic or for-profit entity). The buyer cannot sell or otherwise transfer (a) this product, (b) its components or (c) materials made using this product or its components to a third party or otherwise use this product or its components or materials made using this product or its components for Commercial Purposes. The buyer may transfer information or materials made through the use of this product to a scientific collaborator, provided that such transfer is not for any Commercial Purpose, and that such collaborator agrees in writing (a) not to transfer such materials to any third party, and (b) to use such transferred materials and/or information solely for research and not for Commercial Purposes. Commercial Purposes means any activity by a party for consideration and may include, but is not limited to: (1) use of the product or its components for contract manufacturing services; (2) use of the product or its components to provide a service, information, or data; (3) use of the product itself or its components as a therapeutic, diagnostic or prophylactic; or (4) resale of the product or its components, whether or not such product or its components are resold for use in research or manufacturing. If the purchaser is not willing to accept the limitations of this limited use statement, Life Technologies is willing to accept return of the product for a full refund. For information on obtaining additional rights, please contact [outlicensing@lifetech.com](mailto:outlicensing@lifetech.com).

© 2013 Life Technologies Corporation. All rights reserved. The trademarks mentioned herein are the property of Life Technologies Corporation and/or its affiliate(s) or their respective owners.

For support visit [lifetechnologies.com/support](http://lifetechnologies.com/support) or email [techsupport@lifetech.com](mailto:techsupport@lifetech.com)

lifetechnologies.com