

ABfinity™ SHH Recombinant Rabbit Oligoclonal Antibody

Store at 2°C to 8°C (short-term), or -20°C (long-term)

Catalog Number 710410

Pub. No. MAN0007683 Rev. 1.00

Clonality: Oligoclonal	Quantity: 100 µg	Volume: 200 µL	Concentration: 0.5 mg/mL
Host/Class: Rabbit IgG	Reactivity: Human SHH	Predicted Reactivity: Human	

Product Description

Sonic Hedgehog (SHH) is a secreted signaling protein belonging to Hedgehog family. It plays an important role in patterning and organogenesis during embryonic development. In adult cells, SHH plays a role in control of cell division. The hedgehog signalling pathway is initiated when SHH binds the Patched receptor (PTC) resulting in release of SMO from repression. SMO acts to inhibit proteolytic cleavage of the Ci protein which acts as a transcriptional activator.

Product Specifications

Immunogen:	Peptide corresponding to amino acids 173–184 of human SHH.
Apparent MW:	~50 kDa
Gene ID:	6469
Protein Accession No.:	Q15465
Sequence Identity:	Human
Isotype:	IgG ₁
Lot:	See product label

Product Applications

Application	Species	Test Material	Concentration
Western blotting	Rat and Human	Rat brain, HepG2 cells	2–3 µg/mL
Indirect ELISA	Human	Peptide	1.5 × 10 ⁻⁴ to 3 µg/mL
Immunocytochemistry	Human	U2OS cells	0.5 µg/mL

Storage and handling

Store the antibody at 2°C to 8°C for up to 1 month, or -20°C for long storage. Avoid repeated freezing and thawing.

Stability

When stored as instructed, expires one year from date of receipt unless otherwise indicated on product label.

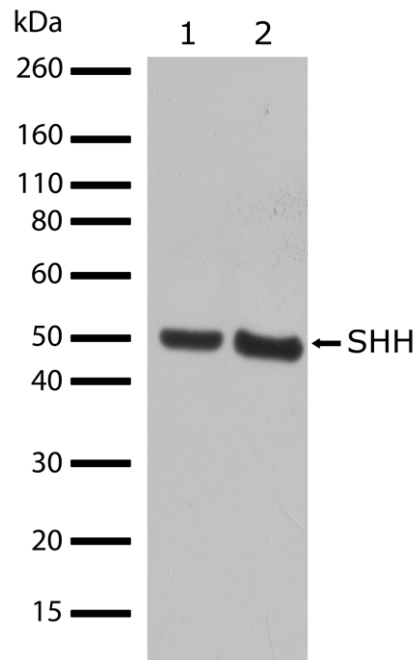


Figure 1 Western blot analysis of ABfinity™ SHH Recombinant Rabbit Oligoclonal Antibody [Cat. no. 710410].

Western blot analysis was performed on whole tissue extracts from rat brain and whole extracts of HepG2 lysate. Endogenous level of SHH was detected at ~50 kDa using ABfinity™ SHH Recombinant Rabbit Oligoclonal Antibody at a concentration of 2 µg/mL. The blot was developed using enhanced chemiluminescence (ECL) method.

Storage Buffer

Phosphate buffered saline (PBS) with 0.09% sodium azide.



CAUTION! Sodium azide is extremely toxic and may react with lead and copper plumbing to form highly explosive metal azides. Properly dispose of solutions containing sodium azide. Read the Safety Data Sheet (SDS) and follow the handling instructions. Wear appropriate protective eyewear, clothing and gloves. SDSs are available at www.lifetechnologies.com/support.

Product Documentation

To obtain a Certificate of Analysis or Safety Data Sheet (SDS), visit <http://www.lifetechnologies.com/support>.

Limited product warranty

Life Technologies Corporation and/or its affiliate(s) warrant their products as set forth in the Life Technologies' General Terms and Conditions of Sale found on Life Technologies' website at www.lifetechnologies.com/termsandconditions. If you have any questions, please contact Life Technologies at www.lifetechnologies.com/support.

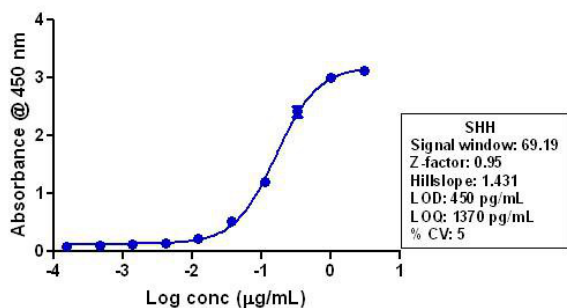


Figure 2 Indirect ELISA of ABfinity™ SHH Recombinant Rabbit Oligoclonal Antibody (Cat. no. 710410).

Indirect ELISA was performed using various dilutions of ABfinity™ SHH Recombinant Rabbit Oligoclonal Antibody to detect SHH peptide coated onto the plate. A non-linear regression analysis was performed (4 PL), LOD, and LOQ for the antibody was determined.

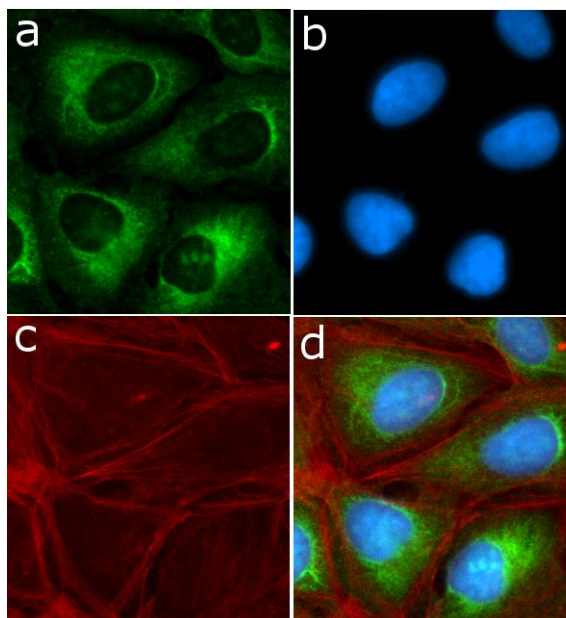


Figure 3 Immunocytochemistry analysis of ABfinity™ SHH Recombinant Rabbit Oligoclonal Antibody (Cat. no. 710410).

Immunocytochemistry analysis of U20S cells stained with ABfinity™ SHH Recombinant Rabbit Monoclonal Antibody using a: Alexa Fluor® 488 goat anti-rabbit as a secondary antibody (green). b: DAPI stained U20S nuclei (blue). c: Alexa Fluor® 594 phalloidin was used to stain actin (red). d: Composite image of cells showing cytoplasmic localization of SHH.

Explanation of Symbols

Symbol	Description	Symbol	Description	Symbol	Description
	Manufacturer		Catalog number		Batch code
	Use by		Temperature limitation		
	Consult instructions for use		Caution, consult accompanying documents		

DISCLAIMER: LIFE TECHNOLOGIES CORPORATION AND/OR ITS AFFILIATE(S) DISCLAIM ALL WARRANTIES WITH RESPECT TO THIS DOCUMENT, EXPRESSED OR IMPLIED, INCLUDING BUT NOT LIMITED TO THOSE OF MERCHANTABILITY, FITNESS FOR A PARTICULAR PURPOSE, OR NON-INFRINGEMENT. TO THE EXTENT ALLOWED BY LAW, IN NO EVENT SHALL LIFE TECHNOLOGIES AND/OR ITS AFFILIATE(S) BE LIABLE, WHETHER IN CONTRACT, TORT, WARRANTY, OR UNDER ANY STATUTE OR ON ANY OTHER BASIS FOR SPECIAL, INCIDENTAL, INDIRECT, PUNITIVE, MULTIPLE OR CONSEQUENTIAL DAMAGES IN CONNECTION WITH OR ARISING FROM THIS DOCUMENT, INCLUDING BUT NOT LIMITED TO THE USE THEREOF.

NOTICE TO PURCHASER: Limited Use Label License No. 327: Recombinant Antibody Technology: The purchase of this product conveys to the buyer the non-transferable right to use the purchased amount of the product and components of the product in research and manufacturing conducted by the buyer (whether the buyer is an academic or for-profit entity). The buyer cannot sell or otherwise transfer (a) this product, (b) its components or (c) materials made using this product or its components to a third party or otherwise use this product or its components or materials made using this product or its components for Commercial Purposes. The buyer may transfer information or materials made through the use of this product to a scientific collaborator, provided that such transfer is not for any Commercial Purpose, and that such collaborator agrees in writing (a) not to transfer such materials to any third party, and (b) to use such transferred materials and/or information solely for research and not for Commercial Purposes. Commercial Purposes means any activity by a party for consideration and may include, but is not limited to: (1) use of the product or its components for contract manufacturing services; (2) use of the product or its components to provide a service, information, or data; (3) use of the product itself or its components as a therapeutic, diagnostic or prophylactic; or (4) resale of the product or its components, whether or not such product or its components are resold for use in research or manufacturing. If the purchaser is not willing to accept the limitations of this limited use statement, Life Technologies is willing to accept return of the product for a full refund. For information on obtaining additional rights, please contact outlicensing@lifetech.com.

© 2013 Life Technologies Corporation. All rights reserved. The trademarks mentioned herein are the property of Life Technologies Corporation and/or its affiliate(s) or their respective owners.

For support visit lifetechnologies.com/support or email techsupport@lifetech.com

lifetechnologies.com