

## IL-17F ABfinity™ Recombinant Rabbit Monoclonal Antibody – Purified

Publication Part no. MAN0005595

Rev. 1.0

Catalog Number: 701091

Store at 2 to 8°C (short-term), or -20°C (long-term)

**Clonality:** Monoclonal  
**Concentration:** 0.5 mg/mL  
**Quantity:** 100 µg  
**Volume:** 200 µL

**Host/Class:** Rabbit IgG  
**Reactivity:** Human IL-17F  
**Predicted Reactivity:** Human

### Product Description

Interleukin 17F is a cytokine belonging to the IL17 family, that is produced by inflammatory cells such as activated T cells, mast cells and basophils. IL17F is involved in allergic airway inflammation, and can induce several cytokines, chemokines, and adhesion molecules in bronchial epithelial cells, vein endothelial cells, fibroblasts, and eosinophils. IL17F may be secreted as homodimer, or a heterodimer with IL17A. It acts by binding to the type I receptor IL-17R, aiding recruitment of monocytes and neutrophils at the site of inflammation by increasing the chemokine production.

### Product Specifications

**Immunogen:** Recombinant protein corresponding to amino acids 31–163 of human interleukin 17F

**Alternate Names:** ML-1, IL24

**Apparent MW:** ~38 kDa

**Gene ID:** 112744

**Protein Accession No.:** Q96PD4

**Sequence Identity:** Human

**Clone/PAD:** 5H12L1

**Lot:** See product label

### Product Applications

Application	Species	Test Material	Concentration
Indirect ELISA	Human	Active recombinant protein	0.5 x 10 <sup>-3</sup> to 10 µg/mL

### Storage and Handling

Store the antibody at 2 to 8°C for up to 1 month, or -20°C for long storage. Avoid repeated freezing and thawing.

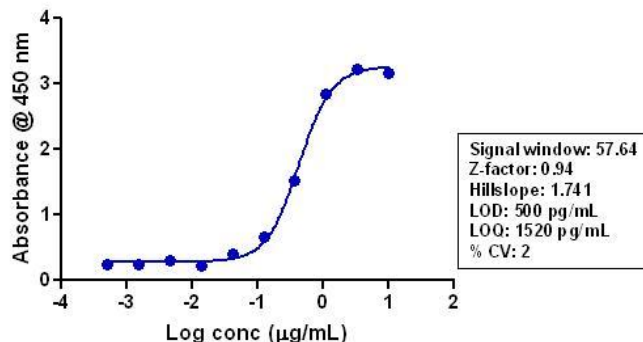
### Stability

Expires one year from date of receipt when stored as instructed.

### Storage Buffer

Phosphate buffered saline (PBS) with 0.09% sodium azide.

**Note:** Sodium azide is an extremely toxic and dangerous compound particularly when combined with acids or metals. Properly dispose of solutions containing sodium azide.



**Figure 1** Indirect ELISA of IL-17F ABfinity™ Recombinant Rabbit Monoclonal Antibody (Cat. no. 701091). Indirect ELISA was performed using various dilutions of IL-17F ABfinity™ Recombinant Rabbit Monoclonal Antibody (Cat. no. 701091) to detect recombinant human IL-17F protein coated onto the plate. A non-linear regression analysis was performed (4 PL) and LOD and LOQ for the antibody was determined.

**For research use only. Not for human or animal therapeutic or diagnostic use.**

Manufacturing Site • 7335 Executive Way • Frederick • MD 21704 • E-mail: [techsupport@invitrogen.com](mailto:techsupport@invitrogen.com)

## Safety Data Sheets (SDS)

Safety Data Sheets (SDSs) are available at [www.invitrogen.com/sds](http://www.invitrogen.com/sds).














## Certificate of Analysis

The Certificate of Analysis provides detailed quality control and product qualification information for each product. Certificates of Analysis are available on our website. Go to [www.invitrogen.com/support](http://www.invitrogen.com/support) and search for the Certificate of Analysis by product lot number, which is printed on the box.

## Related Products

Product Name	Quantity	Catalog No.
iBlot <sup>®</sup> Dry Blotting System	1 unit	IB1001
WesternBreeze <sup>™</sup> Chromogenic Kit Anti-Rabbit	1 kit	WB7105
WesternBreeze <sup>™</sup> Chemiluminescent Kit, Anti-Rabbit	1 kit	WB7106
Goat anti-mouse (H+L), HRP conj.	1 mg	G21040
Goat anti-rabbit (H+L), HRP conj.	1 mg	G21234
Goat anti-mouse (H+L), AP conj.	1 mg	G21060
Goat anti-rabbit (H+L), AP conj.	1 mg	G21079
Nitrocellulose, 0.2 µm	20/pack	LC2000

### Explanation of symbols

Symbol	Description	Symbol	Description
	Catalogue Number		Batch code
	Research Use Only		<i>In vitro</i> diagnostic medical device
	Use by		Temperature limitation
	Manufacturer		European Community authorised representative
	Without, does not contain		With, contains
	Protect from light		Consult accompanying documents
	Directs the user to consult instructions for use (IFU), accompanying the product.		

## Limited Use Label License: Research Use Only

The purchase of this product conveys to the purchaser the limited, non-transferable right to use the purchased amount of the product only to perform internal research for the sole benefit of the purchaser. No right to resell this product or any of its components is conveyed expressly, by implication, or by estoppel. This product is for internal research purposes only and is not for use in commercial applications of any kind, including, without limitation, quality control and commercial services such as reporting the results of purchaser's activities for a fee or other form of consideration. For information on obtaining additional rights, please contact [outlicensing@lifetech.com](mailto:outlicensing@lifetech.com) or Out Licensing, Life Technologies, 5791 Van Allen Way, Carlsbad, California 92008.

©2011 Life Technologies Corporation. All rights reserved. The trademarks mentioned herein are the property of Life Technologies Corporation or their respective owners.

For support visit [www.invitrogen.com/support](http://www.invitrogen.com/support) or email [techsupport@invitrogen.com](mailto:techsupport@invitrogen.com)

[www.lifetechnologies.com](http://www.lifetechnologies.com)

Revision Date: 15 November 2011

 life  
technologies<sup>™</sup>