

Microscopy Tools I: HybriWell™ Hybridization Sealing Systems, SecureSeal™ Hybridization Chambers, and HybriSlip™ Hybridization Covers

Table 1. Tools for hybridization experiments.

Product	Chamber Dimensions	Depth	Usable Volume	Quantity per Package
Fluorescent Friendly HybriWell™ hybridization sealing system				
F24724	22 mm × 22 mm	0.25 mm	30–50 µL	100
F24725	40 mm × 22 mm	0.25 mm	180–200 µL	100
F24728	60 mm × 22 mm	0.25 mm	280–330 µL	100
F24729	40 mm × 21 mm	0.15 mm	50–100 µL	100
HybriWell™ hybridization sealing system				
H24720	13 mm diameter	0.25 mm	30 µL	100
H24721	20 mm diameter	0.15 mm	30 µL	100
H24723	22 mm × 22 mm	0.15 mm	30–50 µL	100
H18210	40 mm × 21 mm	0.15 mm	50–100 µL	100
H24722	40 mm × 22 mm	0.25 mm	180–200 µL	100
SecureSeal™ hybridization chambers				
S24734	22 mm × 22 mm	0.8 mm	350 µL	50
S24730	20 mm diameter	0.8 mm	200 µL	40
S24731	20 mm diameter	1.3 mm	280 µL	40
S24732	9 mm diameter	0.8 mm	40 µL	20
S24733	9 mm diameter	1.3 mm	60 µL	20
HybriSlip™ hybridization covers				
H18200	22 mm × 22 mm	NA	NA	500
H18201	40 mm × 22 mm	NA	NA	500
H18202	60 mm × 22 mm	NA	NA	500
Seal tabs				
A18211	Adhesive seal tab	NA	NA	400
NA = Not applicable.				

Introduction

Life Technologies, in association with Grace Bio-Labs, offers exciting new tools for microscopy and imaging applications. HybriWell™ hybridization sealing systems and SecureSeal™ hybridization chambers are specially designed for hybridization experiments. These ready-to-use hybridization gaskets have a special adhesive that bonds to glass slides in seconds, creating a water-tight seal that is temperature resistant, but can also be removed cleanly and easily after hybridization. The hydrophobic surfaces are nuclease-free and do not trap or bind probes like glass surfaces. Access ports in the chamber surface allow for the addition or removal of solutions and are easily sealed using seal tabs to create leak-proof chambers that eliminate evaporation. Adhesive seal tabs are provided with the HybriWell™ hybridization sealing system and the SecureSeal™ hybridization chambers, and are also available separately (Cat. no. A18211).

Table 1 provides the catalog numbers and dimensions for the various configurations of these products.

Fluorescent Friendly HybriWell™ Hybridization Sealing Systems

Fluorescent Friendly HybriWell™ hybridization sealing systems are ready-to-use hybridization gaskets that bond to glass creating a water-tight seal with access ports on the chamber surface for the addition or removal of solutions. The shallow chamber holds small volumes to minimize the amount of valuable probe used. These hydrophobic gaskets are nuclease-free, temperature resistant; and do not quench fluorescence. The fluorescent friendly versions work well with longer wavelength stains without quenching.

HybriWell™ Hybridization Sealing Systems

The HybriWell™ hybridization sealing systems (Figure 1A) are ideal for fluorescence *in situ* hybridization (FISH) to chromosomes. They create shallow chambers that hold a small reagent volume to minimize the amount of valuable probe used.

SecureSeal™ Hybridization Chambers

The SecureSeal™ hybridization chambers (Figure 1B) are larger volume chambers that provide optimum surface:volume fluid dynamics to facilitate uniform hybridization where the labeled nucleic acid is limiting, such as in microarray experiments.

HybriSlip™ Hybridization Covers

If you prefer to use coverslips for your hybridization experiments, the HybriSlip™ hybridization covers (Figure 1C) are ideally suited for *in situ* hybridization, *in situ* PCR and hybridization to genomic arrays on glass slides. Like the hybridization chambers, they are made of hydrophobic material that does not bind to nucleic acids. Because HybriSlip™ covers remain flat, even at high temperatures, they facilitate uniform reagent distribution. The HybriSlip™ covers are ready to use without pretreatment; they arrive RNase-free and protected with clean-release liners to prevent RNase contamination.




Figure 1A. HybriWell™ hybridization sealing system.




Figure 1B. SecureSeal™ hybridization chambers.




Figure 1C. HybriSlip™ hybridization covers.

How to Use

HybriWell™ Hybridization Sealing Systems

- 1.1 Using sterile forceps, peel off the printed liner (Figure 2A), and place the HybriWell™ seal on a flat dry surface adhesive-side up. Liner may be easily separated, starting from the tab end.

Note: HybriWell™ chambers are RNase-free and working surfaces are protected from RNase contamination by the removable liner. Take care not to contaminate exposed working surfaces.

- 1.2 Place a microscope slide specimen-side down over the chamber surface, aligning the edges of the slide with the edges of the HybriWell™ chamber (Figure 2B).
- 1.3 To ensure a secure seal, press the surface of the cover over the adhesive area with the flat edge of the smoothing tool provided.
- 1.4 To fill the HybriWell™ chamber, return the slide to the upright position and pipet the reagent solution through one port on the HybriWell™ seal cover while allowing air to escape through the other port (Figure 2C).

Note: For best results, we recommend that even after the chamber appears full, continue to apply the reagent until the solution is no longer drawn into the chamber. Light pressure applied to the surface of the chamber during filling dislodges air bubbles if they occur. Viscous reagents may be pipetted directly onto the surface of the HybriWell™ chamber before the microscope slide is applied.

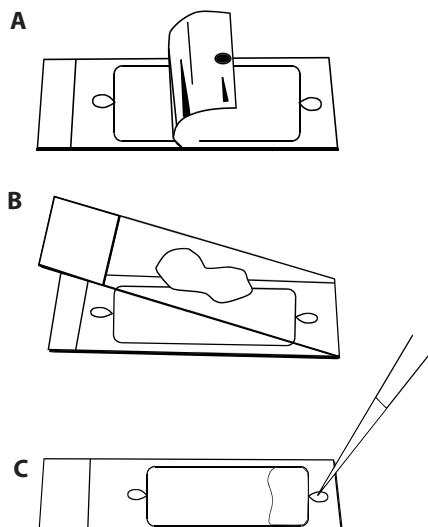


Figure 2. HybriWell™ hybridization sealing system.

- 1.5 To seal the ports, first wipe away excess reagent on the surface of the chamber using a tissue. Use sterile forceps to remove a seal-tab from the liner strip. Place a seal-tab over each filling port. Press on both seals simultaneously, using finger pressure, to assure a secure seal.

Note: Ports may also be sealed by applying a droplet of oil over each port.

- 1.6 To remove the HybriWell™ cover, grasp the tab end along the top edge of the HybriWell™ seal and peel it away from the microscope slide.

Secure-Seal™ Hybridization Chambers

- 2.1 Using sterile forceps, peel off the liner (Figure 3A) and place the gasket, adhesive side down, on a slide or coverslip (Figure 3B).

Note: HybriWell™ chambers are RNase-free and working surfaces are protected from RNase contamination by the removable liner. Take care not to contaminate exposed working surfaces.

- 2.2 To fill the SecureSeal™ chamber, pipet the reagent solution through one port on the HybriWell™ seal cover while allowing air to escape through the other port (Figure 3C).
- 2.3 To seal the ports with seal tabs (Cat. no. A18211, available separately), first wipe away excess reagent on the surface of the chamber using a tissue. Use sterile forceps to remove a seal-tab from the liner strip. Place a seal-tab over each filling port (Figure 3D). Press on both seals simultaneously, using finger pressure, to assure a secure seal.

Note: Ports may also be sealed by applying a droplet of oil over each port.

- 2.4 To remove the gasket after hybridization, simply peel it off the slide using forceps.

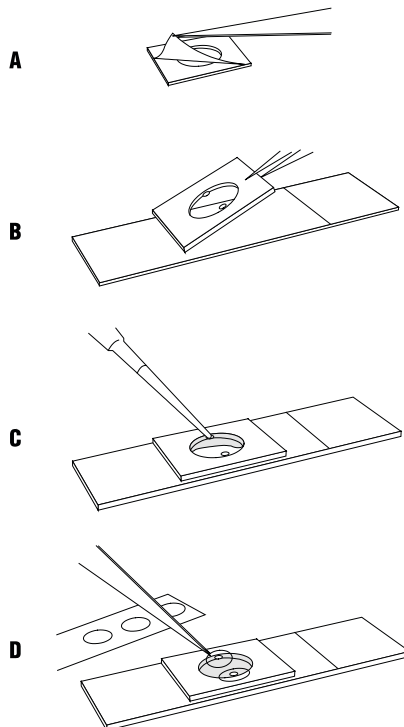


Figure 3. Secure-Seal™ hybridization chambers.

HybriSlip™ Hybridization Covers Covers

- 3.1 Using sterile forceps, and taking suitable precautions to guard against nuclease contamination, remove the polyethylene liner to expose the surface of the cover (Figure 4A).
- 3.2 Lift the HybriSlip™ cover from the support liner (Figure 4B).
- 3.3 Apply to specimen (Figure 4C).
- 3.4 Alternatively, the reagent solutions may be applied to the HybriSlip™ cover, and the specimen, inverted on a slide, applied from above. Using this approach, it is only necessary to remove the protective liner from one surface of the cover.
- 3.5 For high temperature applications, such as *in situ* PCR, seal the HybriSlip™ cover with nail polish before heating. Also, to avoid bubble formation, be sure to degas all reagents and warm specimens to room temperature before use.
- 3.6 To remove the HybriSlip™ cover, first cut through the seal with a razor blade, if sealed, and then apply buffer to float off the cover.

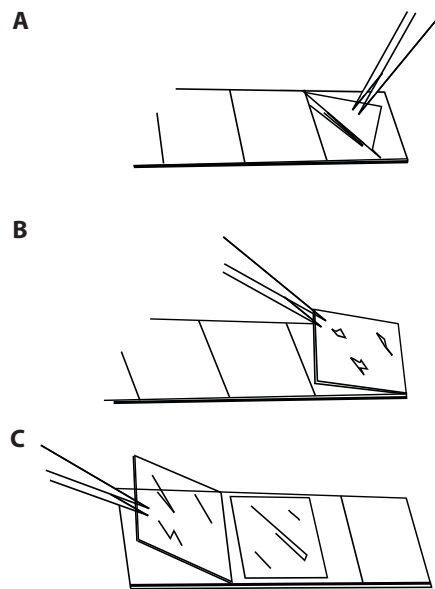


Figure 4. HybriSlip™ hybridization covers.

Product List Current prices may be obtained from our website or from our Customer Service Department.

Cat. no.	Product Name	Unit Size
A18211	Adhesive seal-tab, for HybriWell™ hybridization sealing system *set of 400*	1 set
F24724	Fluorescent Friendly HybriWell™ hybridization sealing system, 22 mm x 22 mm chamber, 0.25 mm deep HBW2222-FL *set of 100*	1 set
F24725	Fluorescent Friendly HybriWell™ hybridization sealing system, 40 mm x 22 mm chamber, 0.25 mm deep HBW2240-FL *set of 100*	1 set
F24728	Fluorescent Friendly HybriWell™ hybridization sealing system, 60 mm x 22 mm chamber, 0.25 mm deep HBW2260-FL *set of 100*	1 set
F24729	Fluorescent Friendly HybriWell™ hybridization sealing system, 40 mm x 22 mm chamber, 0.15 mm deep HBW75-FL *set of 100*	1 set
H18200	HybriSlip™ hybridization cover, 22 mm x 22 mm *RNase free* *set of 500*	1 set
H18201	HybriSlip™ hybridization cover, 40 mm x 22 mm *RNase free* *set of 500*	1 set
H18202	HybriSlip™ hybridization cover, 60 mm x 22 mm *RNase free* *set of 500*	1 set
H24720	HybriWell™ hybridization sealing system, 13 mm diameter chamber, 0.25 mm deep *set of 100*	1 set
H24721	HybriWell™ hybridization sealing system, 20 mm diameter chamber, 0.15 mm deep *set of 100*	1 set
H24723	HybriWell™ hybridization sealing system, 22 mm x 22 mm chamber, 0.15 mm deep *set of 100*	1 set
H18210	HybriWell™ hybridization sealing system, 40 mm x 21 mm chamber, 0.15 mm deep *set of 100*	1 set
H24722	HybriWell™ hybridization sealing system, 40 mm x 22 mm chamber, 0.25 mm deep *set of 100*	1 set
S24734	SecureSeal™ hybridization chamber gasket, one chamber, 22 mm x 22 mm, 0.8 mm deep *set of 50*	1 set
S24730	SecureSeal™ hybridization chamber gasket, one chamber, 20 mm diameter, 0.8 mm deep *set of 40*	1 set
S24731	SecureSeal™ hybridization chamber gasket, one chamber, 20 mm diameter, 1.3 mm deep *set of 40*	1 set
S24732	SecureSeal™ hybridization chamber gasket, eight chambers, 9 mm diameter, 0.8 mm deep *set of 20*	1 set
S24733	SecureSeal™ hybridization chamber gasket, eight chambers, 9 mm diameter, 1.3 mm deep *set of 20*	1 set

Contact Information

Molecular Probes, Inc.

29851 Willow Creek Road
Eugene, OR 97402
Phone: (541) 465-8300
Fax: (541) 335-0504

Customer Service:

6:00 am to 4:30 pm (Pacific Time)
Phone: (541) 335-0338
Fax: (541) 335-0305
probesorder@invitrogen.com

Toll-Free Ordering for USA:

Order Phone: (800) 438-2209
Order Fax: (800) 438-0228

Technical Service:

8:00 am to 4:00 pm (Pacific Time)
Phone: (541) 335-0353
Toll-Free (800) 438-2209
Fax: (541) 335-0238
probetech@invitrogen.com

European Headquarters

3 Fountain Drive
Inchinnan Business Park
Paisley PA4 9RF, UK
Phone: +44 (0) 141 814 6100
Fax: +44 (0) 141 814 6260
Email: euroinfo@invitrogen.com
Technical Services: eurotech@invitrogen.com

For country-specific contact information,
visit www.invitrogen.com.

Further information on Molecular Probes products, including product bibliographies, is available from your local distributor or directly from Molecular Probes. Customers in Europe, Africa and the Middle East should contact our office in Paisley, United Kingdom. All others should contact our Technical Service Department in Eugene, Oregon.

Molecular Probes products are high-quality reagents and materials intended for research purposes only. These products must be used by, or directly under the supervision of, a technically qualified individual experienced in handling potentially hazardous chemicals. Please read the Safety Data Sheet provided for each product; other regulatory considerations may apply.

Limited Use Label License No. 223: Labeling and Detection Technology

The manufacture, use, sale or import of this product may be subject to one or more patents or pending applications owned or licensed by Life Technologies Corporation. The purchase of this product conveys to the buyer the non-transferable right to use the purchased amount of the product and components of the product in research conducted by the buyer (whether the buyer is an academic or for-profit entity) in a manner consistent with the accompanying product literature. The buyer cannot sell or otherwise transfer (a) this product (b) its components or (c) materials made using this product or its components to a third party or otherwise use this product or its components or materials made using this product or its components for Commercial Purposes. The buyer may transfer information or materials made through the use of this product to a scientific collaborator, provided that such transfer is not for any Commercial Purpose, and that such collaborator agrees in writing (a) to not transfer such materials to any third party, and (b) to use such transferred materials and/or information solely for research and not for Commercial Purposes. Commercial Purposes means any activity by a party for consideration and may include, but is not limited to: (1) use of the product or its components in manufacturing; (2) use of the product or its components to provide a service, information, or data; (3) use of the product or its components for therapeutic, diagnostic or prophylactic purposes; or (4) resale of the product or its components, whether or not such product or its components are resold for use in research. For products that are subject to multiple limited use label licenses, the most restrictive terms apply. Life Technologies Corporation will not assert a claim against the buyer of infringement of patents that are owned or controlled by Life Technologies Corporation and/or Molecular Probes, Inc. which cover this product based upon the manufacture, use or sale of a therapeutic, clinical diagnostic, vaccine or prophylactic product developed in research by the buyer in which this product or its components was employed, provided that neither this product nor any of its components was used in the manufacture of such product. If the purchaser is not willing to accept the limitations of this limited use statement, Life Technologies is willing to accept return of the product with a full refund. For information on purchasing a license to this product for purposes other than research, contact Molecular Probes, Inc., Business Development, 29851 Willow Creek Road, Eugene, OR 97402, Tel: (541) 465-8300. Fax: (541) 335-0354.

Several Molecular Probes products and product applications are covered by U.S. and foreign patents and patents pending. All names containing the designation ® are registered with the U.S. Patent and Trademark Office.

HybriWell™, SecureSeal™ and HybriSlip™ are trademarks of Grace Bio-Labs, Inc.

Copyright 2010, Molecular Probes, Inc. All rights reserved. This information is subject to change without notice.

For research use only. Not intended for any animal or human therapeutic or diagnostic use.