

MOUSE anti-HUMAN CD44/Pgp-1

Publication Number MAN0006795

Rev. 1.00

Store at 2° to 8°C

Catalog No.	Form	Amount	Excitation	Peak Emission
A14749	APC	25 Tests	650 nm	660 nm

Product Description

CD44 is the receptor for hyaluronate, and has a large number of isoforms resulting from alternative RNA splicing. The major isoform expressed on lymphocytes, myeloid cells and erythrocytes is a glycosylated type I transmembrane protein. Other isoforms modified by glycosaminoglycans have molecular weights ranging from 110 to 250 kDa and are widely expressed on hematopoietic and non-hematopoietic cells. CD44 contributes to the adhesion of leukocytes to endothelial cells, stromal cells and the extracellular matrix. It also plays a functional role in cell migration, lymphocyte homing and adhesion during hematopoiesis and lymphocyte activation.

Product Specifications

Clonality:	Monoclonal
Host/Class:	Mouse IgG
Reactivity:	Human CD44/Pgp-1
Immunogen:	Purified human T cells
Alternate Names:	Pgp-1 (phagocytic glycoprotein-1)
Gene ID:	960
Sequence Identity:	Human
Clone/PAD:	F10-44-2
Isotype:	IgG _{2a}
Lot:	See product label

Product Applications

Applications reported for the Mouse anti-Human CD44/Pgp-1 mAb include flow cytometry, immunohistochemistry (frozen and paraffin embedded), and immunoprecipitation.

Because conditions may vary, it is recommended that each investigator determine the optimal amount of antibody to be used for each application.

Storage and Handling

Store reagents at 2° to 8°C. If the reagent is being diluted, it is recommended that only the quantity to be used within one week be diluted. Cells should be analyzed within 18 hours of staining for best results.

Avoid light exposure with fluorochrome-conjugated antibodies. Use dim light during handling, incubation with cells, and prior to analysis.

Stability

When stored as instructed, expires one year from date of receipt unless otherwise indicated on product label.

Storage Buffer

Phosphate buffered saline (PBS) with 0.1% sodium azide, and a non-BSA stabilizing agent.

Caution: Sodium azide is an extremely toxic and dangerous compound particularly when combined with acids or metals. Properly dispose of solutions containing sodium azide.

For research use only. Not for human or animal therapeutic or diagnostic use.

7335 Executive Way • Frederick • MD 21704 • E-mail: techsupport@lifetech.com














Product Documentation

To obtain a Certificate of Analysis or Safety Data Sheets (SDSs), visit www.lifetechnologies.com/support.

Related Products

Product Name	Quantity	Catalog no.
AbC™ Anti-Mouse Bead Kit	1 kit	A10344
AbC™ anti-Rat/Hamster Bead Kit	1 kit	A10389
Protein A Agarose	5 mL	15918-014
Recombinant Protein G (rProtein G) Agarose	5 mL	15920-010

Explanation of symbols

Symbol	Description	Symbol	Description
	Catalogue Number		Batch code
	Research Use Only		<i>In vitro</i> diagnostic medical device
	Use by		Temperature limitation
	Manufacturer		European Community authorised representative
	Without, does not contain		With, contains
	Protect from light		Consult accompanying documents
	Directs the user to consult instructions for use (IFU), accompanying the product.		

Limited Product Warranty

Life Technologies Corporation and/or its affiliate(s) warrant their products as set forth in the Life Technologies' General Terms and Conditions of Sale found on Life Technologies' website at www.lifetechnologies.com/termsandconditions. If you have any questions, please contact Life Technologies at www.lifetechnologies.com/support.

Limited Use Label License: Research Use Only

The purchase of this product conveys to the purchaser the limited, non-transferable right to use the purchased amount of the product only to perform internal research for the sole benefit of the purchaser. No right to resell this product or any of its components is conveyed expressly, by implication, or by estoppel. This product is for internal research purposes only and is not for use in commercial applications of any kind, including, without limitation, quality control and commercial services such as reporting the results of purchaser's activities for a fee or other form of consideration. For information on obtaining additional rights, please contact outlicensing@lifetech.com or Out Licensing, Life Technologies, 5791 Van Allen Way, Carlsbad, California 92008.

LIFE TECHNOLOGIES AND/OR ITS AFFILIATE(S) DISCLAIM ALL WARRANTIES WITH RESPECT TO THIS DOCUMENT, EXPRESSED OR IMPLIED, INCLUDING BUT NOT LIMITED TO THOSE OF MERCHANTABILITY, FITNESS FOR A PARTICULAR PURPOSE, OR NON-INFRINGEMENT. TO THE EXTENT ALLOWED BY LAW, IN NO EVENT SHALL LIFE TECHNOLOGIES AND/OR ITS AFFILIATE(S) BE LIABLE, WHETHER IN CONTRACT, TORT, WARRANTY, OR UNDER ANY STATUTE OR ON ANY OTHER BASIS FOR SPECIAL, INCIDENTAL, INDIRECT, PUNITIVE, MULTIPLE OR CONSEQUENTIAL DAMAGES IN CONNECTION WITH OR ARISING FROM THIS DOCUMENT, INCLUDING BUT NOT LIMITED TO THE USE THEREOF.

©2012 Life Technologies Corporation. All rights reserved. The trademarks mentioned herein are the property of Life Technologies Corporation or their respective owners. Cy® is a trademark of GE/Amersham Biosciences.

For support visit www.lifetechnologies.com/support or email techsupport@lifetech.com

www.lifetechnologies.com

15 June 2012

