

Recombinant Human Hepatocyte Growth Factor (HGF)








Publication Part Number MAN0004448

Revision 2.00

Catalog Number:	PHG0324	PHG0321
Quantity:	10 µg	100 µg
Lot Number:	See product label.	
Molecular Weight:	70 kDa, single chain, glycosylated.	
Purity:	>95% as determined by SDS-PAGE analysis.	
Biological Activity:	ED ₅₀ range = 10–50 ng/mL, determined by the dose-dependent stimulation of the proliferation of the monkey epithelial cell line 4MBr-5.	
Formulation:	Sterile filtered through a 0.2 micron filter. Lyophilized with PBS.	
Endotoxin:	<1 EU/µg	
Production:	Recombinant human Hepatocyte Growth Factor (HGF) is expressed in human cell expression system and purified via sequential chromatography.	
Reconstitution Recommendation:	We recommend that this vial be briefly centrifuged prior to opening to bring the contents to the bottom. Reconstitute lyophilized recombinant human Hepatocyte Growth Factor in sterile PBS containing 0.1% human serum albumin. Further dilutions should be made in low endotoxin medium or a buffered solution containing a carrier protein such as heat inactivated FCS or tissue culture grade BSA.	
Suggested Working Dilutions:	The optimal concentration should be determined for each specific application.	
Storage:	Store this lyophilized preparation at ≤ -20°C, preferably desiccated. Upon reconstitution, apportion into working aliquots and store at ≤ -20°C. Avoid repeated freeze/thaw cycles.	
Expiration Date:	Expires one year from date of receipt when stored as instructed.	
References:	<p>Rubin JS, Chan AM, Bottaro DP, Burgess WH, Taylor WG, Cech AC, Hirschfield DW, Wong J, Miki T, Finch PW, et al. (1988) A broad-spectrum human lung fibroblast-derived mitogen is a variant of hepatocyte growth factor. Proc Natl Acad Sci U S A. 1991 Jan 15;88(2):415-9.</p> <p>Jiang WG, Martin TA, Parr C, Davies G, Matsumoto K, Nakamura T. (2005) Hepatocyte growth factor, its receptor, and their potential value in cancer therapies. Crit Rev Oncol Hematol. 2005 Jan;53(1):35-69.</p>	

Explanation of Symbols

The symbols present on the product label are explained below:

Symbol	Description	Symbol	Description
	Manufacturer		Catalog number
	Use by		Temperature limitation
	Consult instructions for use		Caution, consult accompanying documents
	Batch code		

Limited Use Label License: Research Use Only

The purchase of this product conveys to the purchaser the limited, non-transferable right to use the purchased amount of the product only to perform internal research for the sole benefit of the purchaser. No right to resell this product or any of its components is conveyed expressly, by implication, or by estoppel. This product is for internal research purposes only and is not for use in commercial applications of any kind, including, without limitation, quality control and commercial services such as reporting the results of purchaser's activities for a fee or other form of consideration. For information on obtaining additional rights, please contact outlicensing@lifetech.com or Out Licensing, Life Technologies, 5791 Van Allen Way, Carlsbad, California 92008.

For Research Use Only. Not for use in diagnostic procedures.

Manufacturing site: 7335 Executive Way | Frederick, MD 21704 | Toll Free in USA 800.955.6288

© 2013 Life Technologies Corporation. All rights reserved. The trademarks mentioned herein are the property of Life Technologies Corporation or their respective owners.

For support visit www.lifetechnologies.com/support or email techsupport@lifetech.com

www.lifetechnologies.com

Revision Date: 23 APR 2013

