

Recombinant Human Interleukin-10 (hIL-10)








Publication Number MAN0003412







Rev. 2.00

Catalog Number:	PHC0104	PHC0105	PHC0101	PHC0103
Quantity:	5 µg	10 µg	100 µg	1 mg
Lot Number:	See product label.			
Molecular Weight:	18.6 kDa			
Purity:	> 95% as determined by SDS-PAGE analysis.			
Biological Activity:	ED ₅₀ = 0.2–1.0 ng/mL (1–5 × 10 ⁶ units/mg). The biological activity was determined by measuring the dose-dependent proliferation of murine MC/9 cells. Optimal concentration for individual application should be determined by an initial dose response assay.			
Formulation:	Lyophilized, carrier-free.			
Endotoxin:	<0.1 ng/µg			
Production:	Produced in <i>E. coli</i> and purified by sequential chromatography.			
Reconstitution Recommendation:	We recommend that this vial be briefly centrifuged prior to opening to bring the contents to the bottom. Lyophilized hIL-10 may be reconstituted in sterile water or other appropriate buffered solutions to 0.1–1.0 mg/mL. Stock solutions should be apportioned into working aliquots or stored at ≤ –20°C for future use. Further dilutions should be made in solution with carrier protein such as PBS with 1% BSA.			
Suggested Working Dilutions:	The optimal concentration should be determined for each specific application.			
Storage:	Store lyophilized hIL-10 at 2°C to 8°C, preferably desiccated. Store reconstituted hIL-10 at ≤ –20°C. Keep freeze-thaw cycles to a minimum. Upon reconstitution, apportion into working aliquots and store at ≤ –20°C. Avoid repeated freeze/thaw cycles.			
Expiration Date:	Expires one year from date of receipt when stored as instructed.			
References:	<p>Eisenstein, E.M., K. Chua, and W. Strober (1994) B cell differentiation defects in common variable immunodeficiency are ameliorated after stimulation with anti-CD40 antibody and IL-10. <i>J. Immunol.</i> 152(12):5957–5968.</p> <p>Hempel, L., D. Korholz, H. Bonig, M. Schneider, A. Klein-Vehne, J. Packeisen, C. Mauz-Korholz, and S. Burdach (1995) Interleukin-10 directly inhibits the interleukin-6 production in T-cells. <i>Scand. J. Immunol.</i> 41(5):462–466.</p> <p>Miagkov, A.V., A.W. Varley, R.S. Munford, and S.S. Makarov (2002) Endogenous regulation of a therapeutic transgene restores homeostasis in arthritic joints. <i>J. Clin. Invest.</i> 109 (9):1223–1229.</p> <p>Voburka, Z., V. Vetvicka, J. Vetvickova, and M. Fusek (2002) Cytokines affect procathepsin D-stimulated proliferation of breast cancer cells. <i>Anticancer Res.</i> 22(2A):913–919.</p>			

Explanation of Symbols

The symbols present on the product label are explained below:

Symbol	Description
	Catalog Number
	Research Use Only
	Use by
	Manufacturer
	Without, does not contain
	Protect from light
	Directs the user to consult instructions for use (IFU), accompanying the product.

Symbol	Description
	Batch code
	In vitro diagnostic medical device
	Temperature limitation
	European Community authorized representative
	With, contains
	Consult accompanying documents

Limited Use Label License: Research Use Only

The purchase of this product conveys to the purchaser the limited, non-transferable right to use the purchased amount of the product only to perform internal research for the sole benefit of the purchaser. No right to resell this product or any of its components is conveyed expressly, by implication, or by estoppel. This product is for internal research purposes only and is not for use in commercial applications of any kind, including, without limitation, quality control and commercial services such as reporting the results of purchaser's activities for a fee or other form of consideration. For information on obtaining additional rights, please contact outlicensing@lifetech.com or Out Licensing, Life Technologies, 5791 Van Allen Way, Carlsbad, California 92008.

For Research Use Only. Caution: Not for human or animal therapeutic or diagnostic use.

Manufactured under ISO 13485 Quality Standard

Manufacturing site: 7335 Executive Way | Frederick, MD 21704 | Toll Free in USA 800.955.6288

© 2011 Life Technologies Corporation. All rights reserved. The trademarks mentioned herein are the property of Life Technologies Corporation or their respective owners.

For support visit www.lifetechnologies.com/support or email techsupport@lifetech.com

www.lifetechnologies.com

Revision Date 13 May 2011

