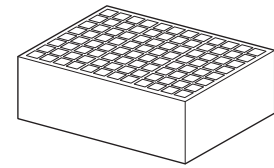


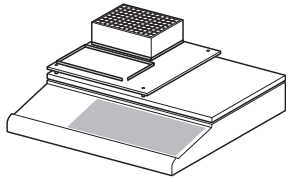
Wizard® MagneSil™ Plasmid Purification System

INSTRUCTIONS FOR USE OF PRODUCTS A1630, A1631, AND A1635.

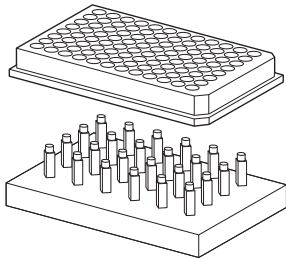
Quick
PROTOCOL



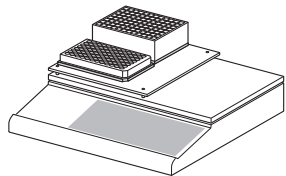
Centrifuge cells and remove supernatant. Blot plate to remove excess liquid.



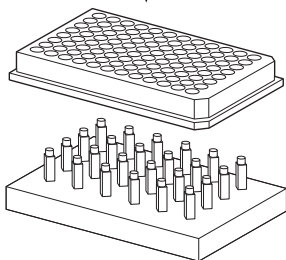
Resuspend pellet in 90µl of Cell Resuspension Solution. Add 120µl of Cell Lysis Solution and lyse cells. Neutralize lysate with 120µl Cell Neutralization Solution. Add 25µl MagneSil® BLUE and mix on shaker.



To clear the lysate containing the MagneSil® BLUE, transfer 300µl to a Collection Plate placed on a MagnaBot® 96 Magnetic Separation Device and allow pellets to form.



Add 25µl MagneSil® RED to a new Collection Plate (for binding). Transfer 120µl of the cleared lysate to the Collection Plate for binding and mix on shaker.



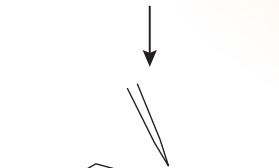
Transfer the Collection Plate for Binding to a MagnaBot® 96 Magnetic Separation Device, and allow pellets to form. Discard the liquid from each well.

Continued

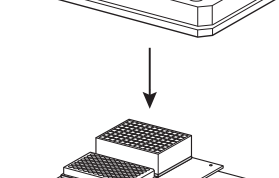
See additional protocol information in Technical Bulletin #TB286, available online at www.promega.com

ORDERING/TECHNICAL INFORMATION:

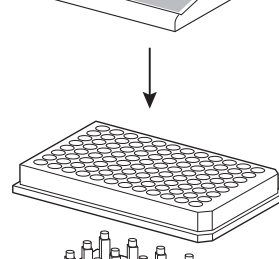
www.promega.com • Phone 608-274-4330 or 800-356-9526 • Fax 608-277-2601



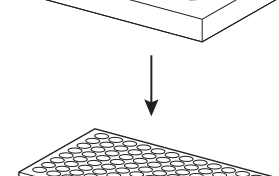
Transfer the Collection Plate for Binding to the shaker and add an additional 25µl of MagneSil® RED to each well. Add a second 120µl of cleared lysate to each well. Mix.




Replace plate on MagnaBot® 96 Magnetic Separation Device and allow pellets to form. Discard the liquid.



Add 100µl of 80% ethanol to each well, mix on shaker, and replace to the MagnaBot® 96 Magnetic Separation Device. Allow pellets to form. Discard the liquid. Repeat two times. Air dry pellets at least 10 minutes.



Add 100µl Elution Buffer, mix and place plate onto the MagnaBot® 96 Magnetic Separation Device, and allow pellets to form. Transfer eluate to a new Collection Plate.



To remove any residual particles, transfer the plate containing the eluate to a MagnaBot® 96 Magnetic Separation Device, and allow pellets to form. Transfer the second eluate to a final Collection Plate.

3370MA04_1A



Promega

Printed in USA 3/09
Part #9FB065

© 2001, 2009 Promega Corporation. All Rights Reserved.