

# Recombinant Human Hepatocyte Growth Factor (HGF)








Publication Number MAN0003521







Revision Date 28 April 2011

<b>Catalog Number:</b>	PHG0254
<b>Quantity:</b>	10 µg
<b>Lot Number:</b>	See product label.
<b>Molecular Weight:</b>	80 kDa. Recombinant human HGF is a non-glycosylated heterodimer consisting of an $\alpha$ -chain (463 amino acid residues) and a $\beta$ -chain (234 amino acid residues).
<b>Purity:</b>	≥98% by SDS PAGE and HPLC analyses.
<b>Biological Activity:</b>	Determined by the dose dependent proliferation of monkey 4MBr-5 cells. Using a concentration range of 20–40 ng/mL.
<b>Formulation:</b>	Lyophilized from a solution containing, 0.1 M L-arginine HCl, 10 mM Tris, pH 8.0, and 200 mM NaCl. Filtered through a 0.2 micron filter prior to lyophilization.
<b>Endotoxin:</b>	<0.1 ng/µg
<b>Production:</b>	Produced in baculovirus-infected High-5 cells and purified by sequential chromatography.
<b>Reconstitution Recommendation:</b>	We recommend that this vial be briefly centrifuged prior to opening to bring the contents to the bottom. Reconstitute in sterile, distilled water, to a concentration of 0.5 mg/mL. <i>Do not vortex</i> . This solution can be stored at 2°C to 8°C for up to 1 week. For extended storage, it is recommended to further dilute in a buffer containing a carrier protein, such as 0.1% BSA and store in working aliquots at –20°C to –80°C.
<b>Suggested Working Dilutions:</b>	The optimal concentration should be determined for each specific application.
<b>Storage:</b>	The lyophilized protein is stable at room temperature for 1 month, but should be kept at –20°C for long term storage. Working aliquots stored with a carrier protein are stable for at least 12 months at –20°C to –80°C. Avoid repeated freeze/thaw cycles.
<b>Expiration Date:</b>	See product label.
<b>References:</b>	<p>Kang, J.Y., et al. (2003) Tissue microarray analysis of hepatocyte growth factor/Met pathway components reveals a role from Met, matripase, and hepatocyte growth factor activator inhibitor 1 in the progression of node-negative breast cancer. <i>Cancer Res.</i> 63:1101–1105.</p> <p>Maulik, G., et al. (2002) Role of the hepatocyte growth factor receptor, c-Met, in oncogenesis and potential for therapeutic inhibition. <i>Cytokine Growth Factor Rev.</i> 13(1):41–59.</p> <p>Parr, C., et al. (2001) The HGF/SF-induced phosphorylation of paxillin, matrix adhesion, and invasion of prostate cancer cells were suppressed by NK4, an HGF/SF variant. <i>Biochem. Biophys. Res. Commun.</i> 285(5):1330–1337.</p>

## Explanation of Symbols

The symbols present on the product label are explained below:

Symbol	Description
	Catalog Number
	Research Use Only
	Use by
	Manufacturer
	Without, does not contain
	Protect from light
	Directs the user to consult instructions for use (IFU), accompanying the product.

Symbol	Description
	Batch code
	In vitro diagnostic medical device
	Temperature limitation
	European Community authorized representative
	With, contains
	Consult accompanying documents

### Limited Use Label License: Research Use Only

The purchase of this product conveys to the purchaser the limited, non-transferable right to use the purchased amount of the product only to perform internal research for the sole benefit of the purchaser. No right to resell this product or any of its components is conveyed expressly, by implication, or by estoppel. This product is for internal research purposes only and is not for use in commercial applications of any kind, including, without limitation, quality control and commercial services such as reporting the results of purchaser's activities for a fee or other form of consideration. For information on obtaining additional rights, please contact [outlicensing@lifetech.com](mailto:outlicensing@lifetech.com) or Out Licensing, Life Technologies, 5791 Van Allen Way, Carlsbad, California 92008.

**For Research Use Only. Caution: Not for human or animal therapeutic or diagnostic use.**

Manufacturing site: 7335 Executive Way | Frederick, MD 21704 | Toll Free in USA 800.955.6288

© 2011 Life Technologies Corporation. All rights reserved. The trademarks mentioned herein are the property of Life Technologies Corporation or their respective owners.

For support visit [www.lifetechnologies.com/support](http://www.lifetechnologies.com/support) or email [techsupport@lifetech.com](mailto:techsupport@lifetech.com)

[www.lifetechnologies.com](http://www.lifetechnologies.com)

