

Recombinant Human Soluble TNF–Receptor Type I (sTNF–RI)








Publication Number MAN0004489







Rev. 1.00

Catalog Number:	PHR3015
Quantity:	20 µg
Lot Number:	See product label.
Molecular Weight:	18.3 kDa, 162 amino acid residues (corresponding to the extracellular domain)
Purity:	>98% by SDS PAGE and HPLC analyses.
Biological Activity:	ED ₅₀ = 0.05 µg/mL. The biological activity was determined by measuring the inhibition of TNF-α mediated cytotoxicity in murine L929 cells in the presence of 0.25 ng/mL TNF-α. sTNF-RI is also known as sCD120a and p60.
Formulation:	Lyophilized from 5 mM Tris, pH 8.0. Sterile filtered prior to lyophilization.
Endotoxin:	<0.1 ng/µg
Production:	Produced in <i>E. coli</i> and purified by sequential chromatography.
Reconstitution Recommendation:	We recommend that this vial be briefly centrifuged prior to opening to bring the contents to the bottom. Reconstitute sTNF-RI in 5 mM Tris, pH 8.0, to a concentration of 0.1–1.0 mg/mL. Further dilutions should be made in aqueous buffers supplemented with carrier protein, such as 0.1–1.0% BSA.
Suggested Working Dilutions:	The optimal concentration should be determined for each specific application.
Storage:	This lyophilized preparation is stable at 2°C to 8°C, but should be kept at –20°C for long term storage, preferably desiccated. Upon reconstitution, the preparation is stable for up to one week at 2°C to 8°C. For maximal stability, apportion the reconstituted preparation into working aliquots and store at –20°C. Avoid repeated freeze/thaw cycles.
Expiration Date:	Expires one year from date of receipt when stored as instructed.

Explanation of Symbols

The symbols present on the product label are explained below:

Symbol	Description
	Catalog Number
	Research Use Only
	Use by
	Manufacturer
	Without, does not contain
	Protect from light
	Directs the user to consult instructions for use (IFU), accompanying the product.

Symbol	Description
	Batch code
	In vitro diagnostic medical device
	Temperature limitation
	European Community authorized representative
	With, contains
	Consult accompanying documents

Limited Use Label License: Research Use Only

The purchase of this product conveys to the purchaser the limited, non-transferable right to use the purchased amount of the product only to perform internal research for the sole benefit of the purchaser. No right to resell this product or any of its components is conveyed expressly, by implication, or by estoppel. This product is for internal research purposes only and is not for use in commercial applications of any kind, including, without limitation, quality control and commercial services such as reporting the results of purchaser's activities for a fee or other form of consideration. For information on obtaining additional rights, please contact outlicensing@lifetech.com or Out Licensing, Life Technologies, 5791 Van Allen Way, Carlsbad, California 92008.

For Research Use Only. Caution: Not for human or animal therapeutic or diagnostic use.

Manufacturing site: 7335 Executive Way | Frederick, MD 21704 | Toll Free in USA 800.955.6288

© 2011 Life Technologies Corporation. All rights reserved. The trademarks mentioned herein are the property of Life Technologies Corporation or their respective owners.

For support visit www.lifetechnologies.com/support or email techsupport@lifetech.com

www.lifetechnologies.com

Revision Date 02 June 2011

