

## Anti-Mouse CD117 (c-Kit) Alexa Fluor® 700


Catalog Number: 56-1172

Also Known As: cKit, Steel Factor Receptor

RUO: For Research Use Only

### Product Information

Contents: Anti-Mouse CD117 (c-Kit) Alexa Fluor® 700


 Catalog Number: 56-1172

Clone: ACK2

Concentration: 0.2 mg/ml


Host/Isotype: Rat IgG2b, κ

Formulation: aqueous buffer, 0.09% sodium azide, may contain carrier protein/stabilizer

 Temperature Limitation: Store at 2-8°C. Do not freeze. Light sensitive material.

 Batch Code: Refer to Vial

 Use By: Refer to Vial

 Caution, contains Azide

### Description

The ACK2 monoclonal antibody reacts with mouse CD117, also known as c-Kit receptor, Steel factor receptor and stem cell factor receptor. A member of the tyrosine kinase receptor family, this 145 kDa molecule is expressed by a majority of hematopoietic progenitor cells characterized in the mouse bone marrow as a small subset of cells positive for Sca-1 and Thy1 (Thy1<sup>lo</sup>) and negative for lineage markers. The interaction of the mouse c-kit receptor and steel factor promotes the proliferation and differentiation of hematopoietic progenitor cells. CD117 is also expressed by mast cells and plays a role in signaling and activation of these cells. ACK2 has been reported to be a blocking antibody.

### Applications Tested

This ACK2 antibody has been tested by flow cytometric analysis of bone marrow suspension cells. This can be used at less than or equal to 0.06 µg per test. A test is defined as the amount (µg) of antibody that will stain a cell sample in a final volume of 100 µL. Cell number should be determined empirically but can range from 10<sup>5</sup> to 10<sup>8</sup> cells/test. It is recommended that the antibody be carefully titrated for optimal performance in the assay of interest.

### References

Rico-Vargas, S., et al. 1994. c-kit expression by B cell precursors in mouse bone marrow. *J. Immunol.* 152: 2845.

Ito M, Kawa Y, et al. 1999. Removal of stem cell factor or addition of monoclonal anti-c-KIT antibody induces apoptosis in murine melanocyte precursors. *J Invest Dermatol.* 112: 796-801.

Vincent S, Segretain D, et al. 1998. Stage-specific expression of the Kit receptor and its ligand (KL) during male gametogenesis in the mouse: a Kit-KL interaction critical for meiosis. *Development.* 125: 4585-93.

Sato D, Lai ZF, et al. 1996. Impairment of Kit-dependent development of interstitial cells alters contractile responses of murine intestinal tract. *Am J Physiol.* 271: G762-71.

Yoshida H, Kunisada T, et al. 1996. Distinct stages of melanocyte differentiation revealed by analysis of nonuniform pigmentation patterns. *Development.* 122: 1207-14.

Yoshinaga K, Nishikawa S, et al. 1991. Role of c-kit in mouse spermatogenesis: identification of spermatogonia as a specific site of c-kit expression and function. *Development.* 113:689-99.

Torihashi S, Ward SM, et al. 1995. c-kit-dependent development of interstitial cells and electrical activity in the murine gastrointestinal tract. *Cell Tissue Res.* 280:97-111.

Feng H, Sandlow JI, Sandra A. 1997. Expression and function of the c-kit proto-oncogene protein in mouse sperm. *Biol Reprod.* 57:194-203.

Feng H, Sandlow JI, Sandra A. 1998. The c-kit receptor and its possible signaling transduction pathway in mouse spermatozoa. *Mol Reprod Dev.* 49:317-26.

Prasanth SG and Ali S. 2003. Expression of proto-oncogene c-kit receptor in rats (*Rattus norvegicus*) and identification of a mutant mRNA transcript implicated in spermatogenic failure. *DNA Cell Biol.* 2003 Jul;22(7):447-56. (ACK2, rat cross-reactivity, PubMed)

Ismail RS, Okawara Y, et al. 1996. Hormonal regulation of the ligand for c-kit in the rat ovary and its effects on spontaneous oocyte meiotic maturation. *Mol Reprod Dev.* 1996 Apr;43(4):458-69. (ACK2, rat cross-reactivity and blocking, PubMed)

Kim HM, Shin HY, and Lee EH. 1998. Morphological alterations in rat peritoneal mast cells by stem cell factor. *Immunology*. 1998 Jun;94(2):242-6. (ACK2, rat cross-reactivity and blocking, PubMed)

Czechowicz A, Kraft D, Weissman IL, and Bhattacharya D. 2007. Efficient transplantation via antibody-based clearance of hematopoietic stem cell niches. *Science*. 23;318(5854):1296-9. (ACK2, in vivo depletion HSC, PubMed)

#### Related Products

17-5981 Anti-Mouse Ly-6A/E (Sca-1) APC (D7)

56-4031 Rat IgG2b K Isotype Control Alexa Fluor® 700

88-7774 Mouse Hematopoietic Lineage Biotin Panel

---

Not for further distribution without written consent.

Copyright © 2000-2010 eBioscience, Inc.

Tel: 888.999.1371 or 858.642.2058 • Fax: 858.642.2046 • [www.eBioscience.com](http://www.eBioscience.com) • [info@eBioscience.com](mailto:info@eBioscience.com)