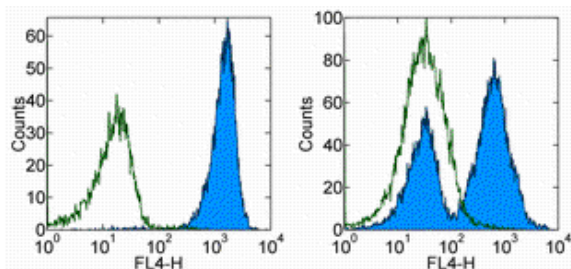


Anti-Mouse CD45 Alexa Fluor® 700

Catalog Number: 56-0451

Also Known As: Leukocyte Common Antigen, LCA, Ly-5

RUO: For Research Use Only. Not for use in diagnostic procedures.



Staining of C57BL/6 splenocytes (left) and C57BL/6 bone marrow cells (right) with 0.25 ug of Rat IgG2b kappa Isotype Control Alexa Fluor® 700 (cat. 56-4031) (open histogram) or 0.25 ug of Anti-Mouse CD45 Alexa Fluor® 700 (filled histogram). Total viable cells were used for analysis.

Product Information

Contents: Anti-Mouse CD45 Alexa Fluor® 700


REF Catalog Number: 56-0451

Clone: 30-F11


Concentration: 0.2 mg/mL


Host/Isotype: Rat IgG2b, kappa

Formulation: aqueous buffer, 0.09% sodium azide, may contain carrier protein/stabilizer

 Temperature Limitation: Store at 2-8°C. Do not freeze. Light sensitive material.

LOT Batch Code: Refer to Vial

 Use By: Refer to Vial

 Caution, contains Azide

Description

The 30-F11 monoclonal antibody reacts with all isoforms of mouse CD45, also known as Leukocyte Common Antigen (LCA). CD45 is expressed by all hematopoietic cells excluding mature erythrocytes and platelets. The cytoplasmic portion of CD45 has tyrosine phosphatase enzymatic activity and plays an important role in activation of lymphocytes.

Applications Reported

This 30-F11 antibody has been reported for use in flow cytometric analysis.

The Alexa Fluor® 700 emits at 723 nm and can be excited with the He-Ne 633 laser. Most instruments will require a 685 LP mirror and 710/20 filter. Please make sure that your instrument is capable of detecting this fluorochrome.

Applications Tested

This 30-F11 antibody has been tested by flow cytometric analysis of mouse splenocytes. This can be used at less than or equal to 0.5 µg per test. A test is defined as the amount (µg) of antibody that will stain a cell sample in a final volume of 100 µL. Cell number should be determined empirically but can range from 10⁵ to 10⁸ cells/test. It is recommended that the antibody be carefully titrated for optimal performance in the assay of interest.

References

Ledbetter, J. A. and L. A. Herzenberg (1979). Xenogeneic monoclonal antibodies to mouse lymphoid differentiation antigens. Immunol Rev 47: 63-90.

Related Products

56-4031 Rat IgG2b K Isotype Control Alexa Fluor® 700

Not for further distribution without written consent.

Copyright © 2000-2010 eBioscience, Inc.

Tel: 888.999.1371 or 858.642.2058 • Fax: 858.642.2046 • www.eBioscience.com • info@eBioscience.com