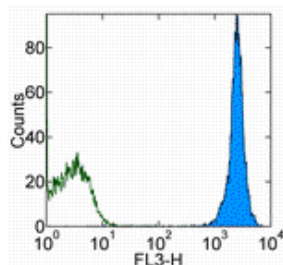


Anti-Mouse CD45 PerCP-Cyanine5.5

Catalog Number: 45-0451

Also Known As: Leukocyte Common Antigen, LCA, Ly-5

RUO: For Research Use Only. Not for use in diagnostic procedures.



Staining of C57BL/6 splenocytes with staining buffer (autofluorescence) (open histogram) or 0.06 µg of Anti-Mouse CD45 PerCP-Cyanine5.5 (filled histogram). Total viable cells were used for analysis.

Product Information

Contents: Anti-Mouse CD45 PerCP-Cyanine5.5


REF **Catalog Number:** 45-0451

Clone: 30-F11


Concentration: 0.2 mg/mL

Host/Isotype: Rat IgG2b, kappa

Formulation: aqueous buffer, 0.09% sodium azide, may contain carrier protein/stabilizer

 **Temperature Limitation:** Store at 2-8°C. Do not freeze. Light sensitive material.

 **Batch Code:** Refer to Vial

 **Use By:** Refer to Vial

 **Contains sodium azide**

Description

The 30-F11 monoclonal antibody reacts with all isoforms of mouse CD45, also known as Leukocyte Common Antigen (LCA). CD45 is expressed by all hematopoietic cells excluding mature erythrocytes and platelets. The cytoplasmic portion of CD45 has tyrosine phosphatase enzymatic activity and plays an important role in activation of lymphocytes.

Applications Reported

This 30-F11 antibody has been reported for use in flow cytometric analysis.

Applications Tested

This 30-F11 antibody has been tested by flow cytometric analysis of mouse bone marrow cells and splenocyte suspensions. This can be used at less than or equal to 0.125 µg per test. A test is defined as the amount (µg) of antibody that will stain a cell sample in a final volume of 100 µL. Cell number should be determined empirically but can range from 10⁵ to 10⁸ cells/test. It is recommended that the antibody be carefully titrated for optimal performance in the assay of interest.

References

Ledbetter, J. A. and L. A. Herzenberg (1979). Xenogeneic monoclonal antibodies to mouse lymphoid differentiation antigens. Immunol Rev 47: 63-90.

Related Products

45-0459 Anti-Human CD45 PerCP-Cyanine5.5 (HI30)

45-4031 Rat IgG2b K Isotype Control PerCP-Cyanine5.5

Legal

FOR NON-COMMERCIAL RESEARCH USE ONLY. NOT FOR THERAPEUTIC OR IN VIVO APPLICATIONS. OTHER USE NEEDS LICENSE FROM GE HEALTHCARE BIO-SCIENCES CORP. UNDER U.S. PATENT FOR NON-COMMERCIAL RESEARCH USE ONLY. NOT FOR THERAPEUTIC OR IN VIVO APPLICATIONS. OTHER USE NEEDS LICENSE FROM GE HEALTHCARE BIO-SCIENCES CORP. UNDER U.S. PATENT # 5,268,486, 5,569,587 AND 5,627,027 AND FOREIGN EQUIVALENTS AND PENDING APPLICATIONS. THIS MATERIAL IS SUBJECT TO PROPRIETARY RIGHTS OF GE HEALTHCARE BIO-SCIENCES CORP. AND CARNEGIE MELLON UNIVERSITY AND MADE AND SOLD UNDER LICENSE FROM GE HEALTHCARE BIO-SCIENCES CORP. THIS PRODUCT IS LICENSED FOR SALE ONLY FOR RESEARCH. IT IS NOT LICENSED FOR ANY OTHER USE. THERE IS NO IMPLIED LICENSE HEREUNDER FOR ANY COMMERCIAL USE. COMMERCIAL USE shall include: 1. sale, lease, license or other transfer of the material or any material derived or produced from it; 2. sale, lease, license or other grant of rights to use this Material or any material derived or produced from it; 3. use of this material to perform services for a fee for third parties. IF YOU REQUIRE A COMMERCIAL LICENSE TO USE THIS MATERIAL AND DO NOT HAVE ONE, RETURN THIS MATERIAL, UNOPENED TO EBIOSCIENCE, INC. 10255 SCIENCE CENTER DRIVE, SAN DIEGO, CALIFORNIA 92121 USA AND ANY MONEY PAID FOR THE MATERIAL WILL BE REFUNDED.

Not for further distribution without written consent.

Copyright © 2000-2012 eBioscience, Inc.

Tel: 888.999.1371 or 858.642.2058 • Fax: 858.642.2046 • www.eBioscience.com • info@eBioscience.com