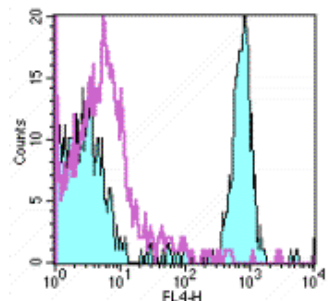


Anti-Human CD4 APC

Catalog Number: 17-0049

Also Known As: Leu-3, T4

RUO: For Research Use Only. Not for use in diagnostic procedures.



Staining of normal human peripheral blood cells with Mouse IgG1 K Isotype Control APC (cat. 17-4714) (open histogram) or Anti-Human CD4 APC (filled histogram). Cells in the lymphocyte gate were used for analysis.

Product Information

Contents: Anti-Human CD4 APC

REF **Catalog Number:** 17-0049


Clone: RPA-T4

Concentration: 5 uL (0.5 ug)/test

Host/Isotype: Mouse IgG1, kappa


HLDA Workshop: IV T114

Formulation: aqueous buffer, 0.09% sodium azide, may contain carrier protein/stabilizer

 **Temperature Limitation:** Store at 2-8°C. Do not freeze. Light sensitive material.

LOT **Batch Code:** Refer to Vial

 **Use By:** Refer to Vial

 **Caution, contains Azide**

Description

The RPA-T4 monoclonal antibody reacts with human CD4, a 59 kDa cell surface receptor expressed by a majority of thymocytes, subpopulation of mature T cells (T-helper cells) and in low levels on monocytes. CD4 is a receptor for the human immunodeficiency virus (HIV). RPA-T4 blocks HIV binding and mixed lymphocyte reaction. The RPA-T4 antibody recognizes a different epitope than the OKT4 monoclonal antibody, and these antibodies do not cross-block binding to each other's respective epitopes.

Applications Reported

The RPA-T4 antibody has been reported for use in flow cytometric analysis.

Applications Tested

This RPA-T4 antibody has been pre-titrated and tested by flow cytometric analysis of human peripheral blood leukocytes. This can be used at 5 µL (0.5 µg)/per test. A test is defined as the amount (µg)/test of antibody that will stain a cell sample in a final volume of 100 µL. Cell number should be determined empirically but can range from 10⁵ to 10⁸ cells/test.

References

Knapp, W., B. Dorken, et al. eds. (1989). Leucocyte Typing IV: White Cell Differentiation Antigens. Oxford University Press. New York.

Related Products

17-4714 Mouse IgG1 K Isotype Control APC (P3.6.2.1)

Not for further distribution without written consent.

Copyright © 2000-2010 eBioscience, Inc.

Tel: 888.999.1371 or 858.642.2058 • Fax: 858.642.2046 • www.eBioscience.com • info@eBioscience.com