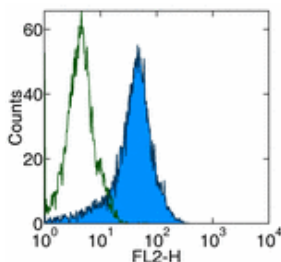


Anti-Mouse CD309 (FLK1) PE

Catalog Number: 12-5821

Also Known As: Flk-1, VEGF-R2, VEGFR2, Ly-73, Ly73, KDR

RUO: For Research Use Only



Staining of bEnd.3 cell line with 0.5 µg of Rat IgG2a κ Isotype Control PE (cat. 12-4321) (open histogram) or 0.5 µg of Anti-Mouse CD309 (FLK1) PE (filled histogram). Total viable cells were used for analysis.

Product Information

Contents: Anti-Mouse CD309 (FLK1) PE


REF Catalog Number: 12-5821

Clone: Avas12a1

Concentration: 0.2 mg/ml


Host/Isotype: Rat IgG2a, κ

Formulation: aqueous buffer, 0.09% sodium azide, may contain carrier protein/stabilizer

 Temperature Limitation: Store at 2-8°C. Do not freeze. Light sensitive material.

LOT Batch Code: Refer to Vial

 Use By: Refer to Vial

 Caution, contains Azide

Description

The Avas12a1 monoclonal antibody reacts with mouse Flk-1, also known as vascular endothelial growth factor receptor 2 (VEGFR2). Flk-1 is a receptor tyrosine kinase involved in vascular endothelial tissue development and is expressed on endothelial cells during embryonic stages and some endothelial tissues in the adult.

Applications Reported

The Avas12a1 antibody has been reported for use in flow cytometric analysis.

Applications Tested

The Avas12a1 antibody has been tested by flow cytometric analysis of bEnd.3 cells. This can be used at less than or equal to 0.5 µg per test. A test is defined as the amount (µg) of antibody that will stain a cell sample in a final volume of 100 µL. Cell number should be determined empirically but can range from 10⁵ to 10⁸ cells/test. It is recommended that the antibody be carefully titrated for optimal performance in the assay of interest.

References

Kataoka, H., N. Takakura, et al. (1997). "Expressions of PDGF receptor alpha, c-Kit and Flk1 genes clustering in mouse chromosome 5 define distinct subsets of nascent mesodermal cells." *Dev Growth Differ* 39(6): 729-40.

Related Products

12-4321 Rat IgG2a K Isotype Control PE

Not for further distribution without written consent.

Copyright © 2000-2010 eBioscience, Inc.

Tel: 888.999.1371 or 858.642.2058 • Fax: 858.642.2046 • www.eBioscience.com • info@eBioscience.com