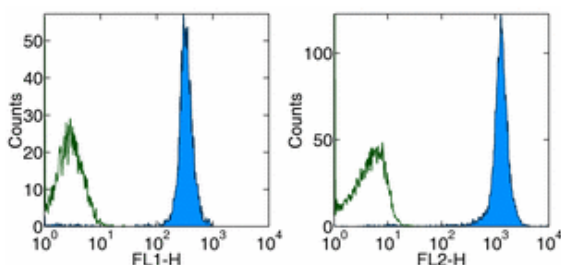


Anti-Mouse CD45.1 PE

Catalog Number: 12-0453

Also Known As: SJL, Ly5.1

RUO: For Research Use Only



Staining of SJL mouse splenocytes with 0.25 µg of Mouse IgG2a κ Isotype Control FITC (cat. 11-4724) (left, open histogram) or 0.25 µg of Mouse IgG2a κ Isotype Control PE (cat. 12-4724) (right, open histogram) and 0.25 µg of Anti-Mouse CD45.1 FITC (cat. 11-0453) (left, filled histogram) or 0.25 µg of Anti-Mouse CD45.1 PE (right, filled histogram). Total viable cells were used for analysis.

Product Information

Contents: Anti-Mouse CD45.1 PE


REF Catalog Number: 12-0453

Clone: A20

Concentration: 0.2 mg/ml


Host/Isotype: Mouse IgG2a, κ

Formulation: aqueous buffer, 0.09% sodium azide, may contain carrier protein/stabilizer

 Temperature Limitation: Store at 2-8°C. Do not freeze. Light sensitive material.

LOT Batch Code: Refer to Vial

 Use By: Refer to Vial

 Caution, contains Azide

Description

The A20 monoclonal antibody reacts with the mouse CD45 molecule, the leukocyte common antigen (LCA) in CD45.1-expressing mouse strains. The strains that express CD45.1 include SJL/J, DA, STS/A and RIII. CD45.1 is expressed by all leukocytes in these strains.

Applications Reported

The A20 antibody has been reported for use in flow cytometric analysis.

Applications Tested

The A20 antibody has been tested by flow cytometric analysis of mouse splenocyte suspensions. This can be used at less than or equal to 0.5 µg per test. A test is defined as the amount (µg) of antibody that will stain a cell sample in a final volume of 100 µL. Cell number should be determined empirically but can range from 10⁵ to 10⁸ cells/test. It is recommended that the antibody be carefully titrated for optimal performance in the assay of interest.

References

Shen, F-W. (1981). "Monoclonal antibodies to mouse lymphocyte differentiation alloantigens. In Monoclonal antibodies and T cell Hybridomas; Perspective and technical advances, eds. Hammerling, G.J., U. Hammerling, and J.F. Kearney": 25-31.

Related Products

12-4724 Mouse IgG2a K Isotype Control PE

Not for further distribution without written consent.

Copyright © 2000-2010 eBioscience, Inc.

Tel: 888.999.1371 or 858.642.2058 • Fax: 858.642.2046 • www.eBioscience.com • info@eBioscience.com