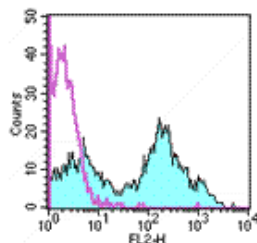


Anti-Mouse CD16/CD32 PE

Catalog Number: 12-0161

Also Known As: FCGR3, IGFR3; FCGR2, IGFR2; FC Receptor Block

RUO: For Research Use Only. Not for use in diagnostic procedures.



Staining of C57BL/6 splenocytes with staining buffer (autofluorescence) (open histogram) or 0.06 ug of Anti-Mouse CD16/CD32 PE (filled histogram). Total viable cells were used for analysis.

Product Information

Contents: Anti-Mouse CD16/CD32 PE


REF **Catalog Number:** 12-0161

Clone: 93

Concentration: 0.2 mg/mL


Host/Isotype: Rat IgG2a, lambda

Formulation: aqueous buffer, 0.09% sodium azide, may contain carrier protein/stabilizer

 **Temperature Limitation:** Store at 2-8°C. Do not freeze. Light sensitive material.

LOT **Batch Code:** Refer to Vial

 **Use By:** Refer to Vial

 **Caution, contains Azide**

Description

The 93 monoclonal antibody reacts with an epitope shared by mouse CD16 and CD32. CD16 (Fc gamma III Receptor) and CD32 (Fc gamma II Receptor) are the low affinity receptors for the mouse IgG Fc portion and are expressed by B cells, monocyte/macrophages, NK cells, and neutrophils.

Applications Reported

The 93 antibody has been reported for use in flow cytometric analysis.

Applications Tested

The 93 antibody has been tested by flow cytometric analysis of mouse splenocyte suspensions. This can be used at less than or equal to 0.125 µg per test. A test is defined as the amount (µg) of antibody that will stain a cell sample in a final volume of 100 µL. Cell number should be determined empirically but can range from 10⁵ to 10⁸ cells/test. It is recommended that the antibody be carefully titrated for optimal performance in the assay of interest.

References

Oliver, A. M., J. C. Grimaldi, et al. Independently ligating CD38 and Fc gammaRIIB relays a dominant negative signal to B cells. 1999. Hybridoma 18(2): 113-9.

Related Products

12-4321 Rat IgG2a K Isotype Control PE (eBR2a)

Not for further distribution without written consent.

Copyright © 2000-2010 eBioscience, Inc.

Tel: 888.999.1371 or 858.642.2058 • Fax: 858.642.2046 • www.eBioscience.com • info@eBioscience.com