
Anti-Human TNF beta Purified

Catalog Number: 14-7329

Also Known As: Tumor Necrosis Factor beta, TNFb, TNF-b

RUO: For Research Use Only

Product Information

Contents: Anti-Human TNF beta Purified


 Catalog Number: 14-7329

Clone: 359-238-8


Concentration: 0.5 mg/ml


Host/Isotype: Mouse IgG1

Formulation: aqueous buffer, 0.09% sodium azide, may contain carrier protein/stabilizer

 Temperature Limitation: Store at 2-8°C.

 Batch Code: Refer to Vial

 Use By: Refer to Vial

 Caution, contains Azide

Description

The 359-238-8 antibody reacts with Tumor Necrosis Factor-beta (TNF-β), a potent lymphoid factor that exerts cytotoxic effects on a wide range of tumor cells and other target cells.

Applications Reported

The 359-238-8 antibody has been reported for use as the capture antibody in a human TNF-β ELISA and for neutralization of human TNF-β bioactivity.

Applications Tested

The 359-238-8 antibody has been tested as the capture antibody in a sandwich ELISA for analysis of human TNF-β in combination with the biotinylated 359-81-81 (13-7327) antibody for detection and recombinant human TNF-β as the standard. A suitable range of concentrations of this antibody for ELISA capture is 1-4 μg/ml. A standard curve consisting of doubling dilutions of the recombinant standard over the range of 2000 pg/ml - 15 pg/ml should be included in each ELISA plate.

The Functional Grade purified 359-238-8 antibody has been tested for neutralization of human TNF-β bioactivity.

References

Meager, A., et al. 1987. A two-site sandwich immunoradiometric assay of human lymphotoxin with monoclonal antibodies and its applications. *J. Immunol. Meth.* 104:31-42.

Abrams, JS., et al. 1992. Strategies of anti-cytokine monoclonal antibody development. *Immunol. Rev.* 127: 5-24.

Meager, A., et al. 1987. Preparation and characterization of monoclonal antibodies directed against antigenic determinants of human tumor necrosis factor. *Hybridoma.* 6: 305-312.

Duddy, M., et al. 2004. Distinct profiles of human B cell effector cytokines: A role in immune regulation? *J. Immunol.* 172: 3422-3427. (ELISA)

Chun, E., et al. 2003. Tumor eradication by hepatitis B virus X antigen-specific CD8+ T cells in xenografted nude mice. *J. Immunol.* 170: 1183-1190. (Intracellular staining)

Lima, M., et al. 2003. TCRβ+/CD4+ large granular lymphocytosis: A new clonal T-cell lymphoproliferative disorder. *Am J Pathol* 163: 763-771. (Intracellular staining)

Related Products

00-4202 ELISA Diluent Solution (5X)

12-7327 Anti-Human TNF beta PE (359-81-11)

13-7327 Anti-Human TNF beta Biotin (359-81-11)

14-4714 Mouse IgG1 K Isotype Control Purified

17-7327 Anti-Human TNF beta APC (359-81-11)

18-4100 Avidin HRP

44-2404 Nunc MaxiSorp® flat-bottom 96 well plate

Not for further distribution without written consent.

Copyright © 2000-2010 eBioscience, Inc.

Tel: 888.999.1371 or 858.642.2058 • Fax: 858.642.2046 • www.eBioscience.com • info@eBioscience.com