

## Anti-Mouse IL-13 Purified

Catalog Number: 14-7133

Also Known As: Interleukin-13, IL13

RUO: For Research Use Only

### Product Information

Contents: Anti-Mouse IL-13 Purified


 Catalog Number: 14-7133

Clone: eBio13A


Concentration: 0.5 mg/ml


Host/Isotype: Rat IgG1, κ

Formulation: aqueous buffer, 0.09% sodium azide, may contain carrier protein/stabilizer

 Temperature Limitation: Store at 2-8°C.

 Batch Code: Refer to Vial

 Use By: Refer to Vial

 Caution, contains Azide

### Description

The eBio13A antibody reacts with mouse IL-13. IL-13 is a cytokine produced mainly by Th2 cells, but also by antigen-primed CD8 T cells. IL-13 has a strong involvement in allergic inflammation and parasitic clearing and in cancer models has been shown to have either inhibitory or stimulatory activity depending on the tumor. In humans, IL-13 is found to play a role in isotype switching in B cells. IL-13 is implicating in down modulating macrophage activity, through the reduction of pro-inflammatory cytokines (IL-1, IL-6, IL-8, IL-10, IL-12)

### Applications Reported

The eBio13A antibody has been reported useful for ELISA and ELISPOT capture, as well as intracellular staining for flow cytometric analysis.

### Applications Tested

The eBio13A antibody has been tested as the capture antibody in a sandwich ELISA (and ELISPOT) for analysis of mouse IL-13, in combination with the biotinylated eBio1316H antibody for detection (13-7135) and recombinant mouse IL-13 (14-8131) as the standard. A suitable range of concentrations of this antibody for ELISA capture is 1.0 - 4.0 µg/ml. A standard curve consisting of doubling dilutions of the recombinant standard over the range of 1000 pg/ml - 8.0 pg/ml should be included in each ELISA plate.

The Functional Grade Purified eBio1316H antibody (16-7135) is recommended for in vitro blocking studies.

### References

Miyahara, N., et al. 2004. Contribution of antigen-primed CD8+T cells to the development of airway hyperresponsiveness and inflammation is associated with IL-13. *J. Immunol.* 172: 2539-2558.

McKenzie AN, Li X, Largaespada DA, Sato A, Kaneda A, Zurawski SM, Doyle EL, Milatovich A, Francke U, Copeland NG, et al. Structural comparison and chromosomal localization of the human and mouse IL-13 genes. *J Immunol.* 1993 Jun 15;150(12):5436-44.

Doherty TM, Kastelein R, Menon S, Andrade S, Coffman RL. Modulation of murine macrophage function by IL-13. *J Immunol.* 1993 Dec 15;151(12):7151-60.

Terabe M, Matsui S, Noben-Trauth N, Chen H, Watson C, Donaldson DD, Carbone DP, Paul WE, Berzofsky JA. NKT cell-mediated repression of tumor immunosurveillance by IL-13 and the IL-4R-STAT6 pathway. *Nat Immunol.* 2000 Dec;1(6):515-20.

Grunig G, Warnock M, Wakil AE, Venkayya R, Brombacher F, Rennick DM, Sheppard D, Mohrs M, Donaldson DD, Locksley RM, Corry DB. Requirement for IL-13 independently of IL-4 in experimental asthma. *Science.* 1998 Dec 18;282(5397):2261-3.

### Related Products

13-7135 Anti-Mouse IL-13 Biotin (eBio1316H)

14-4301 Rat IgG1 K Isotype Control Purified

14-7139 Anti-Human IL-13 Purified (PVM13-1)

14-8131 Mouse IL-13 Recombinant Protein

14-8139 Human IL-13 Recombinant Protein

Not for further distribution without written consent.

Copyright © 2000-2010 eBioscience, Inc.

Tel: 888.999.1371 or 858.642.2058 • Fax: 858.642.2046 • [www.eBioscience.com](http://www.eBioscience.com) • [info@eBioscience.com](mailto:info@eBioscience.com)