


## Anti-Mouse Bid Purified

Catalog Number: 14-5944

Also Known As: BH3 interacting domain death agonist

RUO: For Research Use Only



Lysates prepared under reducing conditions from Jurkat cell line (lane 1) or mouse splenocytes (lane 2) were resolved by SDS-PAGE then immunoblotted with 2 µg/ml of Anti-Mouse Bid Purified. Bands were visualized using Anti-Rat IgG HRP.

### Product Information

Contents: Anti-Mouse Bid Purified


**REF** Catalog Number: 14-5944

Clone: 14F2


Concentration: 0.5 mg/ml


Host/Isotype: Rat IgG2a

Formulation: aqueous buffer, 0.09% sodium azide, may contain carrier protein/stabilizer

 Temperature Limitation: Store at 2-8°C.

**LOT** Batch Code: Refer to Vial

 Use By: Refer to Vial

 Caution, contains Azide

### Description

The monoclonal antibody 14F2 recognizes mouse Bid (BH3 interacting domain death agonist), a member of the Bcl-2 family. Bid is a cytoplasmic protein that, upon activation via an apoptosis signal, is cleaved by caspase-8. Upon cleavage, active Bid translocates to the mitochondria and binds BAK, thereby inducing cytochrome c release and increasing mitochondrial membrane permeability. The 14F2 antibody recognizes both the full length protein (24kDa) and the cleaved protein (15 and 13kDa) with no crossreactivity to human Bid.

### Applications Reported

This 14F2 antibody has been reported for use in immunoblotting (WB).

### Applications Tested

This 14F2 antibody has been tested by immunoblotting of mouse splenocytes under reducing conditions. This can be used at 1-5 µg/ml. It is recommended that the antibody be carefully titrated for optimal performance in the assay of interest.

### References

Li H, Zhu H, Xu CJ, Yuan J. Cleavage of BID by caspase 8 mediates the mitochondrial damage in the Fas pathway of apoptosis. Cell. 1998 Aug 21;94(4):491-501.

### Related Products

14-9944 Anti-Human Bid Purified (1H11)

Not for further distribution without written consent.

Copyright © 2000-2010 eBioscience, Inc.

Tel: 888.999.1371 or 858.642.2058 • Fax: 858.642.2046 • [www.eBioscience.com](http://www.eBioscience.com) • [info@eBioscience.com](mailto:info@eBioscience.com)