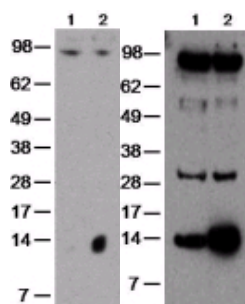


## Anti-Human/Mouse GILZ Purified

Catalog Number: 14-4033

Also Known As: Glucocorticoid-Induced Leucine Zipper, TSC22D3

RUO: For Research Use Only



Left: Immunoblot of mouse thymocytes cultured without (lane 1) or with (lane 2) dexamethasone ( $10^{-7}$  M) for 3 hr. The membrane was probed with 10  $\mu$ g/mL of Anti-Human/Mouse GILZ Purified, followed by Anti-Rat IgG HRP.

Right: Immunoblot of normal human peripheral blood cells cultured without (lane 1) or with (lane 2) dexamethasone ( $10^{-7}$  M) for 3 hr. The membrane was probed with 2  $\mu$ g/mL of Anti-Human/Mouse GILZ Purified, followed by Anti-Rat IgG HRP.

### Product Information

Contents: Anti-Human/Mouse GILZ Purified


**REF** Catalog Number: 14-4033

Clone: CFMKG15


Concentration: 0.5 mg/mL

Host/Isotype: Rat IgG2a,  $\kappa$

Formulation: aqueous buffer, 0.09% sodium azide, may contain carrier protein/stabilizer

 Temperature Limitation: Store at 2-8°C.

**LOT** Batch Code: Refer to Vial

 Use By: Refer to Vial

 Caution, contains Azide

### Description

GILZ is a leucine-zipper-containing protein that is induced by glucocorticoids. It is expressed in mast cells, monocytes, macrophages, dendritic cells, and T cells. GILZ has been shown to inhibit production of IL-2 as well as TCR-driven upregulation of FasL. GILZ mediates these changes in transcription, at least in part, by inhibiting DNA-binding of the transcription factors AP-1 and NF- $\kappa$ B. GILZ has also been shown to mediate anti-inflammatory signals in macrophages and dendritic cells by interfering with NF- $\kappa$ B-mediated signaling. Although GILZ has been reported to localize to the nucleus, more recent reports as well as testing at eBioscience have observed predominantly cytoplasmic staining.

### Applications Reported

This CFMKG15 antibody has been reported for use in intracellular staining followed by flow cytometric analysis, immunoblotting (WB), and immunocytochemistry. (Fluorochrome conjugated CFMKG15 is recommended for use in intracellular flow cytometry.)

### Applications Tested

This CFMKG15 antibody has been tested by western blot analysis of dexamethasone-treated mouse thymocytes. CFMKG15 recognizes endogenous mouse GILZ with an approximate molecular weight of 14 kDa; a non-specific band of approximately 95 kDa is also observed. CFMKG15 also recognizes endogenous human GILZ in dexamethasone-treated peripheral blood mononuclear cells, with an approximate molecular weight of 14 kDa; non-specific bands may also appear at approximately 33 kDa and 95 kDa. This can be used at less than or equal to 2  $\mu$ g/mL. It is recommended that the antibody be carefully titrated for optimal performance in the assay of interest.

### References

Cohen N, Mouly E, Hamdi H, Maillot MC, Pallardy M, Godot V, Capel F, Balian A, Naveau S, Galanaud P, Lemoine FM, Emilie D. GILZ expression in human dendritic cells redirects their maturation and prevents antigen-specific T lymphocyte response. *Blood*. 2006 Mar 1;107(5):2037-44.

Godot V, Garcia G, Capel F, Arock M, Durand-Gasselin I, Asselin-Labat ML, Emilie D, Humbert M. Dexamethasone and IL-10 stimulate glucocorticoid-induced leucine zipper synthesis by human mast cells. *Allergy*. 2006 Jul;61(7):886-90.

Berrebí D, Bruscoli S, Cohen N, Foussat A, Migliorati G, Bouchet-Delbos L, Maillot MC, Portier A, Couderc J, Galanaud P, Peuchmaur M, Riccardi C, Emilie D. Synthesis of glucocorticoid-induced leucine zipper (GILZ) by macrophages: an anti-inflammatory and immunosuppressive mechanism shared by glucocorticoids and IL-10. *Blood*. 2003 Jan 15;101(2):729-38.

Ayrolid E, Migliorati G, Bruscoli S, Marchetti C, Zollo O, Cannarile L, D'Adamio F, Riccardi C. Modulation of T-cell activation by the glucocorticoid-induced leucine zipper factor via inhibition of nuclear factor  $\kappa$ B. *Blood*. 2001 Aug 1;98(3):743-53.

Mittelstadt PR, Ashwell JD. Inhibition of AP-1 by the glucocorticoid-inducible protein GILZ. *J Biol Chem*. 2001 Aug 3;276(31):29603-10.

D'Adamio F, Zollo O, Moraca R, Ayroldi E, Bruscoli S, Bartoli A, Cannarile L, Migliorati G, Riccardi C. A new dexamethasone-induced gene of the leucine zipper family protects T lymphocytes from TCR/CD3-activated cell death. *Immunity*. 1997 Dec;7(6):803-12.

Related Products

14-4321 Rat IgG2a K Isotype Control Purified

---

Not for further distribution without written consent.

Copyright © 2000-2010 eBioscience, Inc.

Tel: 888.999.1371 or 858.642.2058 • Fax: 858.642.2046 • [www.eBioscience.com](http://www.eBioscience.com) • [info@eBioscience.com](mailto:info@eBioscience.com)