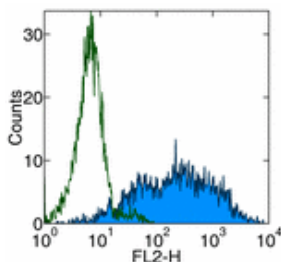


Anti-Mouse CD70 Purified

Catalog Number: 14-0701

Also Known As: TNFSF7, Ki-24, CD27 ligand

RUO: For Research Use Only



Surface staining of LPS and Anti-Mouse/Rat CD40 Functional Grade Purified (cat. 16-0402) stimulated mouse splenocytes with Anti-Mouse CD70 PE (cat. 12-0701). Autofluorescence is shown via open histogram. Total viable cells were used for analysis.

Product Information

Contents: Anti-Mouse CD70 Purified


REF Catalog Number: 14-0701

Clone: FR70


Concentration: 0.5 mg/ml


Host/Isotype: Rat IgG2b, κ

Formulation: aqueous buffer, 0.09% sodium azide, may contain carrier protein/stabilizer

 Temperature Limitation: Store at 2-8°C.

LOT Batch Code: Refer to Vial

 Use By: Refer to Vial

 Caution, contains Azide

Description

The FR70 monoclonal antibody reacts with mouse CD70, a 30-33 kDa type II transmembrane glycoprotein. CD70 is a member of the TNF family and is expressed by activated mouse T and B lymphocytes. Interaction of CD70 with CD27, its ligand on T cells, is important in T-B cell crosstalk and plays a role in costimulation and immune regulation.

Applications Reported

The FR70 antibody has been reported for use in flow cytometric analysis, and immunoprecipitation. FR70 has also been reported in blocking of CD70 *in vitro*. (Please use Functional Grade purified FR70, cat. 16-0701, in functional assays.)

Applications Tested

The FR70 antibody has been tested by flow cytometric analysis of mouse LPS-activated splenocyte suspensions. This can be used at less than or equal to 0.5 μ g per test. A test is defined as the amount (μ g) of antibody that will stain a cell sample in a final volume of 100 μ L. Cell number should be determined empirically but can range from 10^5 to 10^8 cells/test. It is recommended that the antibody be carefully titrated for optimal performance in the assay of interest.

References

Oshima, H., H. Nakano, et al. (1998). "Characterization of murine CD70 by molecular cloning and mAb." *Int Immunol* 10(4): 517-26.

Akiba, H., H. Oshima, et al. (1999). "CD28-independent costimulation of T cells by OX40 ligand and CD70 on activated B cells." *J Immunol* 162 (12): 7058-66.

Related Products

11-4317 Streptavidin FITC

11-4811 Anti-Rat IgG FITC

12-4317 Streptavidin PE

13-4813 Anti-Rat IgG Biotin (Polyclonal)

14-4031 Rat IgG2b K Isotype Control Purified

17-4317 Streptavidin APC

