



Technical data and operating instructions

Vivaspin 6 and 20 ml

For in vitro use only



Vivaspin 6 and 20 ml – Introduction

Storage conditions | shelf life

Vivaspin ultrafiltration spin columns should be stored at room temperature. The devices should be used before the expiry date printed on the box.

Introduction

Vivaspin concentrators are disposable ultrafiltration devices for the concentration and/or purification of biological samples. Vivaspin 6 is suitable for sample volumes of 2–6 ml and the Vivaspin 20 can handle samples up to 20 ml. Both products feature twin vertical membranes for unparallelled speed.

Vivaspin 20 purification alternatives include a diafiltration cup that allows one step removal of salts and other contaminating micromolecules, and a gas pressure mode for increased flexibility and even faster processing.

The innovative design (US Patent No. 5,647,990, second patent pending), ease of use, speed and exceptional concentrate recoveries are the main features of the concentrators.

Centrifugal Operation

Vivaspin concentrators can be used in swing bucket or fixed angle rotors accepting standard conical bottom tubes. In a single spin, solutions can be concentrated in excess of 100 x. Samples are typically concentrated in 10 to 30 minutes with macromolecular recoveries in excess of 95%.

The longitudinal membrane orientation and thin channel concentration chamber, provide optimum cross flow conditions even for particle laden solutions; the centrifugal force pulling particles and solids away from the membrane to the bottom of the device. Macromolecules collect in an impermeable concentrate pocket integrally moulded below the membrane surface, thereby eliminating the risk of filtration to dryness.

Pressurised Operation

When an appropriate centrifuge is unavailable, or for single sample processing, Vivaspin 20 can be filled with up to 15 ml and pressurised for bench top concentration. For even faster processing, pressure can be combined with centrifugal force. “Pressure-Fugation” is particularly suitable for viscous samples such as serum, or when processing at low temperatures, and generally when minimum process time is essential.

Equipment Required

A. For use with centrifuge

1. Centrifuge with swing bucket or fixed angle rotor (minimum 25°).
2. Pasteur or fixed volume pipettes for sample delivery and removal.

Device	Carrier Required
Vivaspin 6	15 ml/17 mm Ø
Vivaspin 20	50 ml/30 mm Ø

B. For use with Pressure (Vivaspin 20 only)

1. Vivaspin 20 Pressure Head (Product No. VCA200).
2. Charge Valve for Pressure Head (Product No. VCA005).
3. Air Pressure Controller (Product No. VCA002) or equivalent pressure regulator

For use with Pressure and Centrifuge

1. All of the equipment shown in A. and B. above.

Equipment Required

Equipment required	Vivaspin 6		Vivaspin 20	
Centrifuge				
Rotor type	Swing bucket	Fixed angle	Swing bucket	Fixed angle
Minimum rotor angle	–	25°	–	25°
Rotor cavity	To fit 15 ml (17 mm) conical bottom tubes		To fit 50 ml (30 mm) conical bottom tubes	

Optional pressure accessories for Vivaspin 20

Air pressure controller (APC) complete with pressure gauge, regulator, over-pressure safety valve, female connector and 1 m extension line (4 mm pneumatic tubing) with male and female connectors and 1 m of 6 mm inlet tubing	Prod. no. VCA002
Charge valve	Prod. no. VCA005
VS20 pressure head	Prod. no. VCA200

Concentrate recovery

Pipette type	Fixed or variable volume	Fixed or variable volume
Recommended tip	Thin gel loader type	Thin gel loader type

Rotor compatibility

Please note: Vivaspin 20 (30 mm × 116 mm) is designed to fit into rotors that can accommodate Falcon 50 ml conical bottom tubes, e.g. Beckman Allegra 25R with TS-5.1-500 swing-out rotor with BUC 5 buckets and 368327 adaptors; Beckman TA-10.250 25° fixed angle rotor with 356966 adaptors; Heraeus Multifuge 3 S-R with (Heraeus/Sorvall) 75006445 swing out rotor with 75006441 buckets and adaptors for Falcon 50 ml conical bottom tubes.

These devices are not designed to fit into rotors that only accept round bottom 29 mm × 105 mm tubes, e.g. Sorvall SS34 or Beckman JA 20. If your rotor accepts only 29 mm × 105 mm round bottom tubes, please use the Vivaspin 15, which can be used in either round bottom or conical centrifuge tubes.

Operation

In Centrifuge VS6 & 20

1. Select the most appropriate membrane cut-off for your sample. For maximum recovery select a MWCO at least 50% smaller than the molecular size of the species of interest.

2. Fill concentrator with up to maximum volumes shown in table 1. (Ensure screw closure is fully seated)

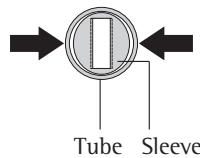
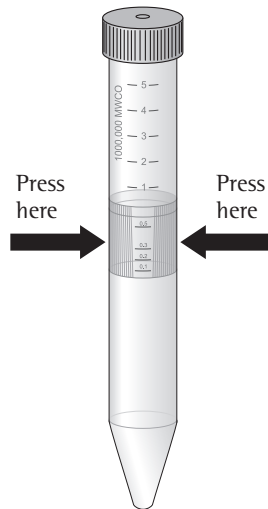
3. Insert assembled concentrator into centrifuge (when fixed angle rotors are used, angle concentrator so that the printed window faces upwards | outwards).

4. Centrifuge at speeds recommended in table 2, taking care not to exceed the maximum g force indicated by membrane type and MWCO

5. Once the desired concentration is achieved, (see table 3a and 3b for guide to concentration times), remove assembly and recover sample from the bottom of the concentrate pocket with a pipette.

Removing the Vivaspin 6 body from the filtrate tube

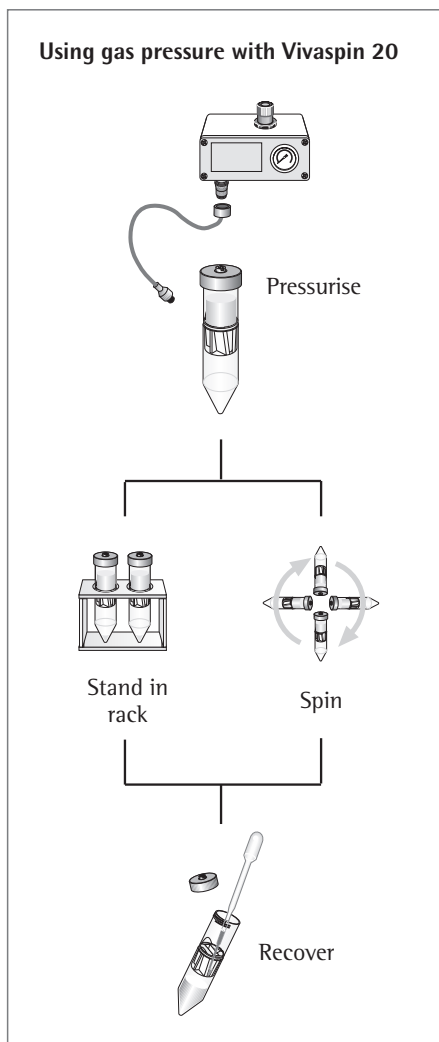
The sleeve (seen from the end) is oval in cross section. The tube is round in cross section to give a tight fit to the sleeve. To release the tube from the sleeve, you must pinch the tube – to press it into an oval shape – before removing it with a twisting action.



Using Gas Pressure (Vivaspin 20 only)

1. Select appropriate membrane as above.
2. Fill concentrator (maximum 15 ml).
3. Fit Pressure Head (Prod. No. VCA200), and hand tighten to ensure an air tight seal.
4. Using Air Pressure Controller (APC), exchange the Female Coupling for the Charge Valve (Prod. No. VCA005), on the APC Extension line. Pressurise by pressing the Charge Valve into the inlet valve of the pressure head to achieve an air tight seal.
5. Either – stand assembly in a rack and allow to concentrate,
Or – for faster processing, insert assembled, pressurised concentrator into centrifuge and spin (see table 1 for spin speeds).
6. Once the desired concentration has been reached, (see table 3b for guide to concentration times), remove assembly and de-pressurise by unscrewing cap.
7. Extract concentrate using a pasteur or fixed volume pipette.

Using gas pressure with Vivaspin 20



Desalting | Buffer Exchange

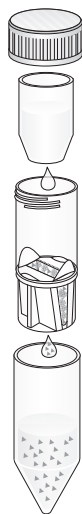
1. Concentrate sample to desired level.
2. Empty filtrate container.
3. Refill concentrator with an appropriate solvent.
4. Concentrate the sample again and repeat the process until the concentration of contaminating microsolite is sufficiently reduced. Typically, 3 wash cycles will remove 99% of initial salt content.

Desalting with Vivaspin 20

Salts and contaminants can be removed in a single step when using the special diafiltration cup available with the Vivaspin 20. This is due to the constant washing action (constant volume diafiltration), of the buffer solution in the cup as it replaces solvent and salts passing through the ultrafiltration membrane.

1. Place 2 ml sample solution in the concentrator. (Larger volumes can be desalted by first concentrating down to 2 ml and decanting filtrate).
2. Empty filtrate container.
3. Insert diafiltration cup into concentrator and fill with 10 ml deionised water or buffer solution. Re-fit blue lid over the diafiltration cup.
4. Repeat concentration process; over 98% of salts will be removed in this step.
5. Remove diafiltration cup and recover concentrated and purified sample.

Vivaspin 20 Diafiltration



Diafiltration cup is filled with buffer solution (Product No: VSA005)

During concentration, solvent in sample is continuously replaced by fresh buffer solution.

Salts and contaminants are progressively cleared through membrane and into filtrate vessel

Technical Specifications

Table 1: Technical Specifications

	Vivaspin 6	Vivaspin 20
Concentrator capacity		
Swing bucket rotor	6 ml	20 ml
Fixed angle rotor	6 ml	14 ml
With pressure head	–	15 ml
Dimensions		
Total Length	122 mm –	116 mm 125 mm with pressure head
Width	17 mm	30 mm
Active membrane area	2.5 cm ²	6.0 cm ²
Hold up volume of membrane	<10 µl	<20 µl
Dead stop volume*	30 µl	50 µl
Materials of construction		
Body	Polycarbonate	Polycarbonate
Filtrate vessel	Polycarbonate	Polycarbonate
Concentrator cap	Polypropylene	Polypropylene
Pressure head	–	Acetal/aluminium
Membrane	Polyethersulfone	Polyethersulfone

Table 2: Recommended Spin Speed (xg)

Vivaspin 6	Swing Bucket	Fixed Angle
Membrane	max	max
3–50,000 MWCO PES	4,000	10,000
> 100,000 MWCO PES	4,000	6,000
Vivaspin 20	Centrifuge	Pressure-Fuge
Rotor	Swing Bucket	Fixed Angle Swing Bucket (5 bar max)
Membrane	max	max max
3–50,000 MWCO PES	5,000	8,000 3,000
> 100–300,000 MWCO PES	3,000	6,000 2,000

* Dead stop volume as designed in moulding tool. This volume may vary depending on sample, sample concentration, operation temperature and centrifuge rotor.

Usage Tips

1. Flow Rate

Filtration rate is affected by several parameters, including MWCO, porosity, sample concentration, viscosity, centrifugal force and temperature. Expect significantly longer spin times for starting solutions with over 5% solids. When operating at 4°C, flow rates are approximately 1.5 times slower than at 25°C. Viscous solutions such as 50% glycerine will take up to 5 times longer to concentrate than samples in a predominantly buffer solution.

2. Pre-rinsing

Membranes fitted to Vivaspin concentrators contain trace amounts of Glycerine and Sodium azide. Should these interfere with analysis they can be removed by rinsing fill volume of buffer solution or deionised water through the concentrator. Decant filtrate and concentrate before processing sample solution. If you do not want to use the pre-rinsed device immediately, store it in the refrigerator with buffer or water covering the membrane surface. Please do not allow the membrane to dry out.

3. Sterilisation of Polyethersulfone Membranes

Polyethersulfone membranes should not be autoclaved as high temperatures will substantially increase membrane MWCO. To sterilise, use a 70% ethanol solution or sterilising gas mixture.

4. Chemical Compatibility

Vivaspin concentrators are designed for use with biological fluids and aqueous solutions. For chemical compatibility details, refer to table 4.

Performance Characteristics

Table 3a: Performance Characteristics Vivaspin 6

	Time to concentrate up to 30x [min.] at 20°C and solute recovery %			
Rotor	Swing bucket		25° Fixed angle	
Start volume	6 ml		6 ml	
	Min.	Rec.	Min.	Rec.
Cytochrome c 0.25 mg/ml (12,400 MW)				
3,000 MWCO PES	–	–	90	97%
BSA 1.0 mg/ml (66,000 MW)				
5,000 MWCO PES	20	98%	12	98%
10,000 MWCO PES	13	98%	10	98%
30,000 MWCO PES	12	98%	9	97%
IgG 0.25 mg/ml (160,000 MW)				
30,000 MWCO PES	18	96%	15	95%
50,000 MWCO PES	17	96%	14	95%
100,000 MWCO PES	15	91%	12	91%
Latex beads 0.004% in DMEM +10% FCS (0.055 µm)				
300,000 MWCO PES	–	–	25	99%
Latex beads 0.004% in DMEM +10% FCS (0.24 µm)				
1,000,000 MWCO PES	–	–	4	99%
Yeast 1.0 mg/ml (<i>S. Cerevisiae</i>)				
0.2 µm PES	4	97%	3	97%

Table 3b: Performance Characteristics Vivaspin 20

Mode	Time to concentrate up to 30x [min.] at 20°C and solute recovery %							
	Centrifuge		Centrifuge		Bench top		Press-fuge	
Rotor	Swing bucket		25° Fixed angle		Pressure		Swing bucket	
Start volume	20 ml		14 ml		10 ml		10 ml	
	Min.	Rec.	Min.	Rec.	Min.	Rec.	Min.	Rec.
Cytochrome c 0.25 mg/ml (12,400 MW)								
3,000 MWCO PES	110	97%	180	96%	60	96%	-	-
BSA 1.0 mg/ml (66,000 MW)								
5,000 MWCO PES	23	99%	29	99%	50	98%	14	98%
10,000 MWCO PES	16	98%	17	98%	32	97%	8	97%
30,000 MWCO PES	13	98%	15	98%	32	97%	8	97%
IgG 0.25 mg/ml (160,000 MW)								
30,000 MWCO PES	27	97%	20	95%	46	94%	13	97%
50,000 MWCO PES	27	96%	22	95%	46	93%	13	96%
100,000 MWCO PES	25	91%	20	90%	42	88%	12	94%
Latex beads 0.004% in DMEM +10% FCS (0.055 µm)								
300,000 MWCO PES	20	99%	35	99%	10	99%	-	-
Latex beads 0.004% in DMEM +10% FCS (0.24 µm)								
1,000,000 MWCO PES	4	99%	12	99%	4	99%		
Yeast 1.0 mg/ml (<i>S. Cerevisiae</i>)								
0.2 µm PES	15	95%	5	95%	20	95%	2	95%

Chemical Compatibility

Table 4: Chemical Compatibility (2hr contact time)

Solutions	PES	Solutions	PES
Compatible pH range	pH 1–9	Compatible pH range	pH 1–9
Acetic Acid (25.0%)	OK	Lactic Acid (5.0%)	OK
Acetone (10.0%)	NO	Mercaptoethanol (10 mM)	OK
Acetonitrile (10.0%)	NO	Methanol (60%)	?
Ammonium Hydroxide (5.0%)	?	Nitric Acid (10.0%)	OK
Ammonium Sulphate (saturated)	OK	Phenol (1.0%)	?
Benzene (100%)	NO	Phosphate Buffer (1.0 M)	OK
n-Butanol (70%)	OK	Polyethylene Glycol (10%)	OK
Chloroform (1.0%)	NO	Pyridine (100%)	?
Dimethyl Formamide (10.0%)	?	Sodium Carbonate (20%)	?
Dimethyl Sulfoxide (5.0%)	OK	Sodium Deoxycholate (5.0%)	OK
Ethanol (70.0%)	OK	Sodium Dodecylsulfate (0.1 M)	OK
Ethyl Acetate (100%)	NO	Sodium Hydroxide	NO
Formaldehyde (30%)	OK	Sodium Hypochlorite (200 ppm)	?
Formic Acid (5.0%)	OK	Sodium Nitrate (1.0%)	OK
Glycerine (70%)	OK	Sulfamic Acid (5.0%)	OK
Guanidine HCl (6 M)	OK	Tetrahydrofuran (5.0%)	NO
Hydrocarbons, aromatic	NO	Toluene (1.0%)	NO
Hydrocarbons, chlorinated	NO	Trifluoroacetic Acid (10%)	OK
Hydrochloric Acid (1 M)	OK	Tween 20 (0.1%)	OK
Imidazole (500 mM)	OK	Triton X-100 (0.1%)	OK
Isopropanol (70%)	OK	Urea (8 M)	OK

OK = Acceptable ? = Questionable NO = Not recommended

Ordering Information

Vivaspin 6 Polyethersulfone	Pack Size	Prod. No.
3,000 MWCO	25	VS0691
3,000 MWCO	100	VS0692
5,000 MWCO	25	VS0611
5,000 MWCO	100	VS0612
10,000 MWCO	25	VS0601
10,000 MWCO	100	VS0602
30,000 MWCO	25	VS0621
30,000 MWCO	100	VS0622
50,000 MWCO	25	VS0631
50,000 MWCO	100	VS0632
100,000 MWCO	25	VS0641
100,000 MWCO	100	VS0642
300,000 MWCO	25	VS0651
300,000 MWCO	100	VS0652
1,000,000 MWCO	25	VS0661
1,000,000 MWCO	100	VS0662
0.2 µm	25	VS0671
0.2 µm	100	VS0672
Starter pack (5 of each 5 K, 10 K, 30 K, 50 K, 100 K)	25	VS06S1

Vivaspin 20 Polyethersulfone	Pack size	Prod. no.
3,000 MWCO	12	VS2091
3,000 MWCO	48	VS2092
5,000 MWCO	12	VS2011
5,000 MWCO	48	VS2012
10,000 MWCO	12	VS2001
10,000 MWCO	48	VS2002
30,000 MWCO	12	VS2021
30,000 MWCO	48	VS2022
50,000 MWCO	12	VS2031
50,000 MWCO	48	VS2032
100,000 MWCO	12	VS2041
100,000 MWCO	48	VS2042
300,000 MWCO	12	VS2051
300,000 MWCO	48	VS2052
1,000,000 MWCO	12	VS2061
1,000,000 MWCO	48	VS2062
0.2 µm	12	VS2071
0.2 µm	48	VS2072
Starter pack (2 of each 5 K, 10 K, 30 K, 50 K, 100 K, 0.2 µm)	12	VS20S1

Vivaspin 20 accessories	Pack size	Prod. no.
Air pressure controller (APC)	1	VCA002
Charge valve for pressure head	1	VCA005
Diafiltration cups	12	VSA005
Female connector	1	VCA010
Male connector	1	VCA011
4 mm OD pneumatic tube (3 m)	1	VCA012
Vivaspin 20 pressure head	1	VCA200

Other Products

Product	Sample volume	Mode	Membranes available
Vivaspin 500	100 µl–600 µl	Centrifugal	Polyethersulfone
Vivaspin 2	0.4 ml–2 ml	Centrifugal	Polyethersulfone, Cellulose Triacetate, Hydrosart®
Centrisart	0.5 ml–2.5 ml	Centrifugal	Polyethersulfone, Cellulose Triacetate
Vivaspin 4	1 ml–4 ml	Centrifugal	Polyethersulfone
Vivaspin 6	2 ml–6 ml	Centrifugal	Polyethersulfone
Vivaspin 15	2 ml–15 ml	Centrifugal	Polyethersulfone
Vivaspin 15R	2 ml–15 ml	Centrifugal	Hydrosart®
Vivaspin 20	5 ml–20 ml	Centrifugal Gas pressure	Polyethersulfone
Vivacell 70	10 ml–70 ml	Centrifugal Gas pressure	Polyethersulfone
Vivacell 100	20 ml–100 ml	Centrifugal Gas pressure	Polyethersulfone
Vivacell 250	50 ml–250 ml	Gas pressure	Polyethersulfone
Vivaflow 50	100 ml–>5 l	Tangential flow	Polyethersulfone, Regenerated Cellulose
Vivaflow 200	500 ml–>5 l	Tangential flow	Polyethersulfone, Regenerated Cellulose, Hydrosart®
Vivapore 5	1 ml–5 ml	Solvent absorption	Polyethersulfone
Vivapore 10/20	2 ml–10 ml/20 ml	Solvent absorption	Polyethersulfone

Sartorius Stedim Biotech GmbH
August-Spindler-Strasse 11
37079 Goettingen, Germany
Phone +49.551.308.0
Fax +49.551.308.3289
www.sartorius-stedim.com

Copyright by Sartorius Stedim Biotech GmbH, Goettingen, Germany. All rights reserved. No part of this publication may be reprinted or translated in any form or by any means without the prior written permission of Sartorius Stedim Biotech GmbH. The status of the information, specifications and illustrations in this manual is indicated by the date given below. Sartorius Stedim Biotech GmbH reserves the right to make changes to the technology, features, specifications and design of the equipment without notice.

Status:
December 2011,
Sartorius Stedim Biotech GmbH,
Goettingen, Germany